

Composite & Visitor Design Patterns



EECS4302 A:
Compilers and Interpreters
Summer 2025

CHEN-WEI WANG

Learning Objectives

1. Motivating Problem: *Recursive* Systems
2. Three Design Attempts
3. Inheritance: *Abstract Class* vs. *Interface*
4. Fourth Design Attempt: *Composite Design Pattern*
5. Implementing and Testing the Composite Design Pattern

Background Readings

You may want to review the advanced OOP concepts from EECS2030 (https://www.eecs.yorku.ca/~wangcw/teaching/lectures/index.html#EECS2030_F21):

- Inheritance [Weeks 7, 8, 9]
 - Static Type vs. Dynamic Types
 - Polymorphic Variable Assignment
 - Polymorphic Arrays
 - Dynamic Binding
- Genericity [Weeks 10, 11]

Motivating Problem (1)

- Many manufactured systems, such as computer systems or stereo systems, are composed of **individual components** and **sub-systems** that contain components.
 - e.g., A computer system is composed of:
 - Base equipment (*hard drives*, *cd-rom drives*)
 - e.g., Each *drive* has **properties**: e.g., power consumption and cost.
 - Composite equipment such as *cabinets*, *busses*, and *chassis*
 - e.g., Each *cabinet* contains various types of *chassis*, each of which containing components (*hard-drive*, *power-supply*) and *busses* that contain *cards*.
- Design a system that will allow us to easily **build** systems and **compute** their aggregate cost and power consumption.

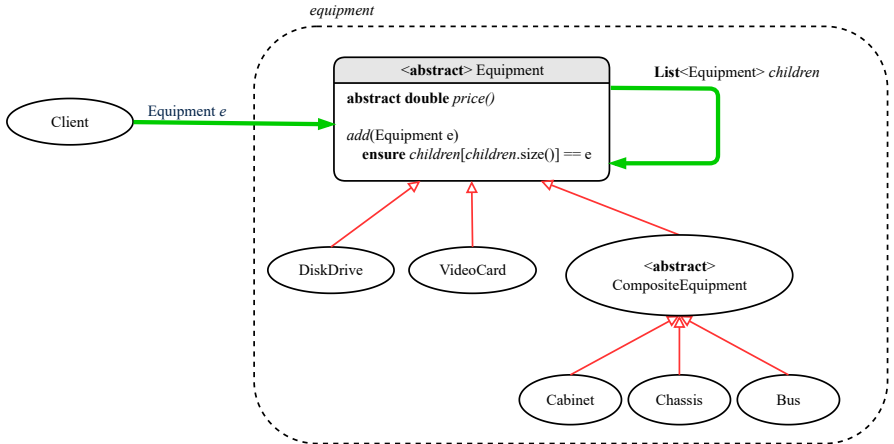
Motivating Problem (2)

Design of *hierarchies* represented in *tree structures*



Challenge: There are *base* and *recursive* modelling artifacts.

Design Attempt 1: Architecture



Design Attempt 1: Flaw?

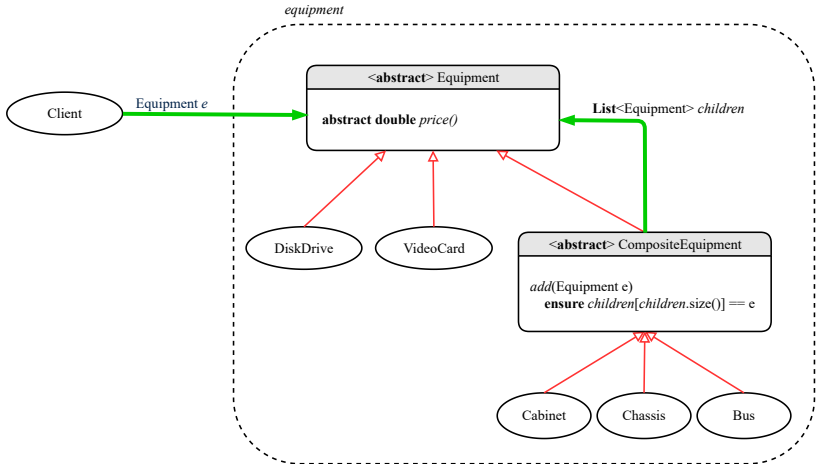
Q: Any flaw of this first design?

A: Two “composite” features defined at the `Equipment` level:

- `List<Equipment> children`
- `add(Equipment child)`

⇒ Inherited to each **base** equipment (e.g., `DiskDrive`), for which such features are not applicable.

Design Attempt 2: Architecture



Design Attempt 2: Flaw?

Q: Any flaw of this second design?

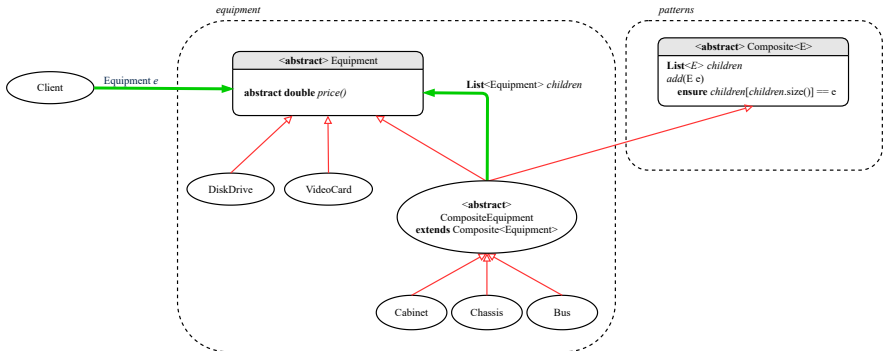
A: Two “composite” features defined at the `Composite` level:

- `List<Equipment> children`
- `add(Equipment child)`

⇒ Multiple **types** of the composite (e.g., equipment, furniture) cause duplicates of the `Composite` class.

⇒ Use a **generic (type) parameter** to **abstract** away the **concrete** type of any potential composite.

Design Attempt 3: Architecture



Design Attempt 3: Flaw?

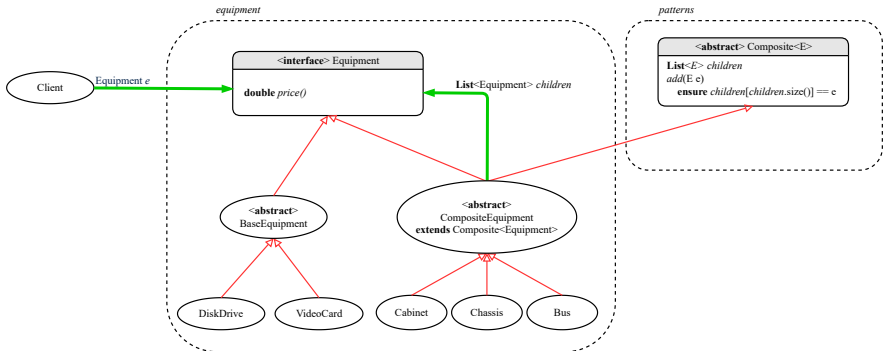
Q: Any flaw of this third design?

A: It does not compile:

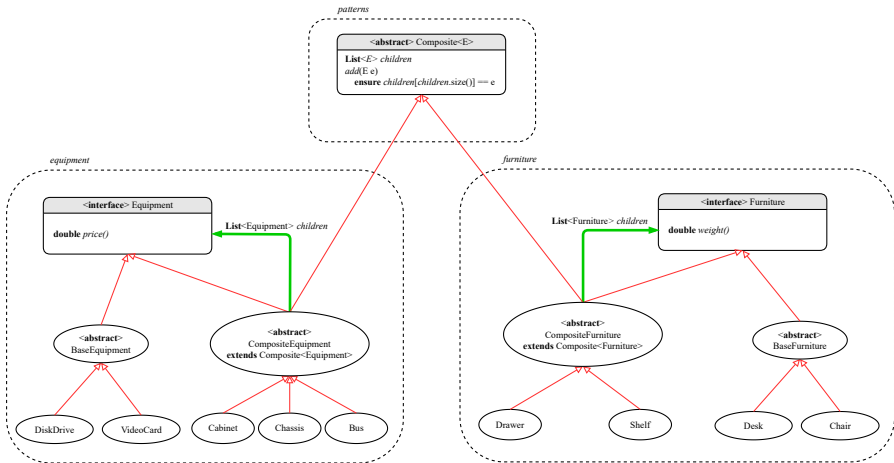
Java does not support *multiple inheritance*!

- See: <https://docs.oracle.com/javase/tutorial/java/IandI/multipleinheritance.html>
- A class may inherit from at most one class (**abstract** or not).
Rationale. *MI* results in name clashes
[a.k.a. the *Diamond Problem*].
- However, a class may implement multiple *interfaces*.
[workaround for implementation]

The Composite Pattern: Architecture



The Composite Pattern: Instantiations



Implementing the Composite Pattern (1)

```
public interface Equipment {  
    public String name();  
    public double price(); /* uniform access */  
}
```

```
public abstract class BaseEquipment implements Equipment {  
    private String name;  
    private double price;  
    public BaseEquipment(String name, double price) {  
        this.name = name; this.price = price;  
    }  
    public String name() { return this.name; }  
    public double price() { return this.price; }  
}
```

```
public class VideoCard extends BaseEquipment {  
    public VideoCard(String name, double price) {  
        super(name, price);  
    }  
}
```

Implementing the Composite Pattern (2.1)

```
import java.util.List;

public abstract class Composite<E> {
    protected List<E> children;

    public void add(E child) {
        children.add(child); /* polymorphism */
    }
}
```

Implementing the Composite Pattern (2.2)

```
import java.util.ArrayList;

public abstract class CompositeEquipment
    extends Composite<Equipment>
    implements Equipment
{
    private String name;
    public CompositeEquipment(String name) {
        this.name = name;
        this.children = new ArrayList<>();
    }
    public String name() { return this.name; }
    public double price() {
        double result = 0.0;
        for(Equipment child : this.children) {
            result = result + child.price(); /* dynamic binding */
        }
        return result;
    }
}
```

Implementing the Composite Pattern (2.2)

```
public class Chassis extends CompositeEquipment {  
    public Chassis(String name) {  
        super(name);  
    }  
}
```

Testing the Composite Pattern

```
@Test  
public void test_equipment() {  
    Equipment card, drive;  
    Bus bus;  
    Cabinet cabinet;  
    Chassis chassis;  
  
    card = new VideoCard("16Mbs Token Ring", 200);  
    drive = new DiskDrive("500 GB harddrive", 500);  
    bus = new Bus("MCA Bus");  
    chassis = new Chassis("PC Chassis");  
    cabinet = new Cabinet("PC Cabinet");  
    bus.add(card);  
    chassis.add(bus);  
    chassis.add(drive);  
    cabinet.add(chassis);  
  
    assertEquals(700.00, cabinet.price(), 0.1);  
}
```

Summary: The Composite Pattern

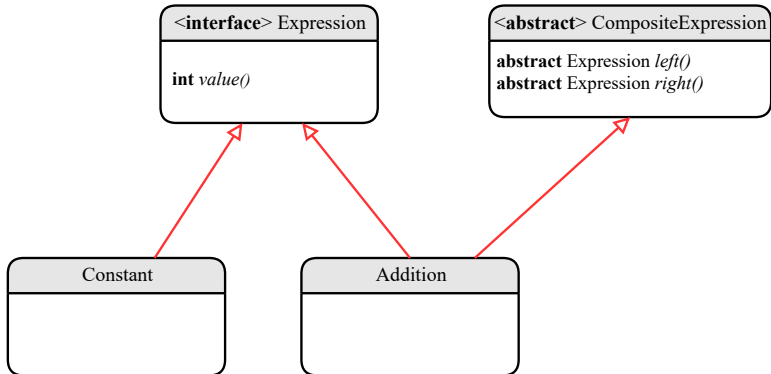
- **Design**: Categorize into *base* artifacts or *recursive* artifacts.
- **Programming**:
Build the *tree structure* representing some *hierarchy*.
- **Runtime**:
Allow clients to treat *base* objects (leafs) and *recursive* compositions (nodes) *uniformly* (e.g., `price()`).
 ⇒ **Polymorphism**: *leafs* and *nodes* are “substitutable”.
 ⇒ **Dynamic Binding**: Different versions of the same operation is applied on *base objects* and *composite objects*.
 e.g., Given **Equipment** `e`:
 - `e.price()` may return the unit price, e.g., of a *DiskDrive*.
 - `e.price()` may sum prices, e.g., of a *Chassis*’ containing equipment.

Learning Objectives

1. Motivating Problem: *Processing* Recursive Systems
2. First Design Attempt: Cohesion & Single-Choice Principle?
3. Design Principles:
 - *Cohesion*
 - *Single Choice* Principle
 - *Open-Closed* Principle
4. Second Design Attempt: *Visitor Design Pattern*
5. Implementing and Testing the Visitor Design Pattern

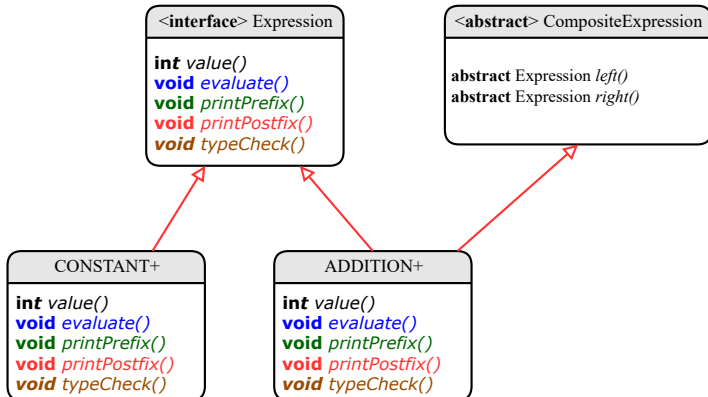
Motivating Problem (1)

Based on the **composite pattern** you learned, design classes to model **structures** of arithmetic expressions (e.g., 341 , 2 , $341 + 2$).



Motivating Problem (2)

Extend the **composite pattern** to support **operations** such as evaluate, pretty printing (print_prefix, print_postfix), and type_check.



Design Principles: Information Hiding & Single Choice

- **Cohesion:**
 - A class/module groups **relevant** features (data & operations).
- **Single Choice Principle** (SCP):
 - When a **change** is needed, there should be **a single place** (or **a minimal number of places**) where you need to make that change.
 - Violation of SCP means that your design contains **redundancies**.

Problems of Extended Composite Pattern

- Distributing unrelated *operations* across nodes of the *abstract syntax tree* violates the *single-choice principle*:
To add/delete/modify an operation
⇒ Change of all descendants of `Expression`
- Each node class lacks in *cohesion*:
A **class** should group *relevant* concepts in a single place.
⇒ Confusing to mix codes for evaluation, pretty printing, type checking.
⇒ Avoid “polluting” the classes with these unrelated operations.

Open/Closed Principle

- Software entities (classes, features, etc.) should be **open** for **extension**, but **closed** for **modification**.
 - ⇒ As a system evolves, we:
 - May add/modify the **open** (unstable) part of system.
 - May **not** add/modify the **closed** (stable) part of system.
- e.g., In designing the application of an expression language:
 - **ALTERNATIVE 1:**
Syntactic constructs of the language may be **open**, whereas operations on the language may be **closed**.
 - **ALTERNATIVE 2:**
Syntactic constructs of the language may be **closed**, whereas operations on the language may be **open**.

Visitor Pattern

- **Separation of concerns:**

- Set of language (syntactic) constructs
- Set of operations

⇒ Classes from these two sets are **decoupled** and organized into two separate packages.

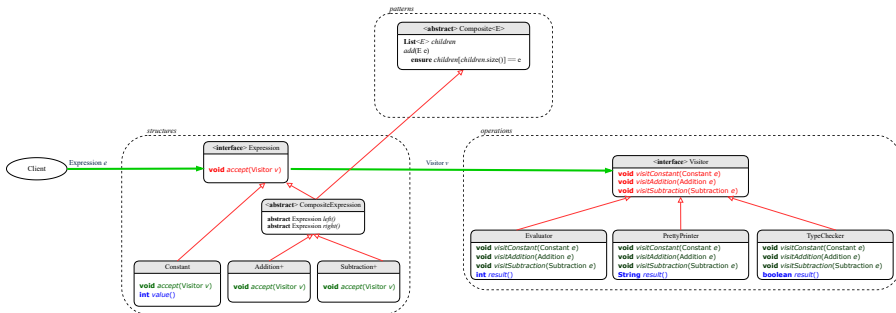
- **Open-Closed Principle (OCP):** [**ALTERNATIVE 2**]

- **Closed**, staple part of system: set of language constructs
- **Open**, unstable part of system: set of operations

⇒ **OCP** helps us determine if the **Visitor Pattern** is applicable.

⇒ If it is determined that language constructs are **open** and operations are **closed**, then do **not** use the Visitor Pattern.

Visitor Pattern: Architecture



Visitor Pattern Implementation: Structures

Package *structures*

- Declare `void accept(Visitor v)` in abstract class Expression.
- Implement `accept` in each of Expression's descendant classes.

```
public class Constant implements Expression {  
    ...  
    public void accept(Visitor v) {  
        v.visitConstant(this);  
    }  
}
```

```
public class Addition extends CompositeExpression {  
    ...  
    public void accept(Visitor v) {  
        v.visitAddition(this);  
    }  
}
```

Visitor Pattern Implementation: Operations

Package *operations*

- For each descendant class C of Expression, declare a method header

`void visitC (e: C)` in the *interface* Visitor.

```
public interface Visitor {  
    public void visitConstant(Constant e);  
    public void visitAddition(Addition e);  
    public void visitSubtraction(Subtraction e);  
}
```

- Each descendant of VISITOR denotes a kind of operation.

```
public class Evaluator implements Visitor {  
    private int result;  
    ...  
    public void visitConstant(Constant e) {  
        this.result = e.value();  
    }  
    public void visitAddition(Addition e) {  
        Evaluator evalL = new Evaluator();  
        Evaluator evalR = new Evaluator();  
        e.getLeft().accept(evalL);  
        e.getRight().accept(evalR);  
        this.result = evalL.result() + evalR.result();  
    }  
}
```

Testing the Visitor Pattern

```
1 @Test
2 public void test_expression_evaluation() {
3     CompositeExpression add;
4     Expression c1, c2;
5     Visitor v;
6     c1 = new Constant(1); c2 = new Constant(2);
7     add = new Addition(c1, c2);
8     v = new Evaluator();
9     add.accept(v);
10    assertEquals(3, ((Evaluator) v).result());
11 }
```

Double Dispatch in **Line 9**:

1. **DT** of add is Addition \Rightarrow Call accept in ADDITION.

v.visitAddition(add)
2. **DT** of v is Evaluator \Rightarrow Call visitAddition in Evaluator.

visiting result of add.left() + visiting result of add.right()

To Use or Not to Use the Visitor Pattern

- In the **visitor pattern**, what kind of **extensions** is easy?
Adding a new kind of **operation** element is easy.
To introduce a new operation for generating C code, we only need to introduce a new descendant class `CCodeGenerator` of `Visitor`, then implement how to handle each language element in that class.
⇒ **Single Choice Principle** is satisfied.
- In the **visitor pattern**, what kind of **extensions** is hard?
Adding a new kind of **structure** element is hard.
After adding a descendant class `MultiplicationOfExpression`, every concrete visitor (i.e., descendant of `Visitor`) must be amended with a new `visitMultiplication` operation.
⇒ **Single Choice Principle** is violated.
- The applicability of the visitor pattern depends on to what extent the **structure** will change.
 - ⇒ Use visitor if **operations** (applied to structure) change often.
 - ⇒ Do not use visitor if the **structure** changes often.

Index (1)

Learning Objectives

Background Readings

Motivating Problem (1)

Motivating Problem (2)

Design Attempt 1: Architecture

Design Attempt 1: Flaw?

Design Attempt 2: Architecture

Design Attempt 2: Flaw?

Design Attempt 3: Architecture

Design Attempt 3: Flaw?

The Composite Pattern: Architecture

Index (2)

The Composite Pattern: Instantiations

Implementing the Composite Pattern (1)

Implementing the Composite Pattern (2.1)

Implementing the Composite Pattern (2.2)

Implementing the Composite Pattern (2.3)

Testing the Composite Pattern

Summary: The Composite Pattern

Learning Objectives

Motivating Problem (1)

Motivating Problem (2)

Index (3)

Design Principles:

Information Hiding & Single Choice

Problems of Extended Composite Pattern

Open/Closed Principle

Visitor Pattern

Visitor Pattern: Architecture

Visitor Pattern Implementation: Structures

Visitor Pattern Implementation: Operations

Testing the Visitor Pattern

To Use or Not to Use the Visitor Pattern