

# Classes and Objects



EECS2030 B & G: Advanced  
Object Oriented Programming  
Fall 2025

CHEN-WEI WANG

# Required: Review Tutorials on OOP in Java

---



Current slides are cross-referenced throughout this review tutorials on Java OOP:

`https://www.eecs.yorku.ca/~jackie/teaching/tutorials/index.html#refurbished\_store`

# Optional: Tutorial Videos to Help You Review

- **Link to Tutorial Series:**

`https://www.eecs.yorku.ca/~jackie/teaching/tutorials/index.html#java\_from\_scratch\_w21`

- **Week 1: Eclipse** work environment
- **Week 2c, 2d, 2e: Debugger** in Eclipse
- **Weeks 2, 3:** Programming/Debugging **Conditionals**
- **Weeks 4, 5:** Programming/Debugging **Arrays** and **Loops**
- **Weeks 6, 7, 8: Classes** and **Objects**

- **iPad Notes:** `https://www.eecs.yorku.ca/~jackie/teaching/tutorials/notes/EECS1022%20Tutorial%20on%20Java.pdf`

# Required: Written Notes to Review

- ***Inferring Classes/Methods from JUnit Tests:***  
[https://www.eecs.yorku.ca/~jackie/teaching/lectures/2025/F/EECS2030/notes/EECS2030\\_F25\\_Inferring\\_Classes\\_from\\_JUnit.pdf](https://www.eecs.yorku.ca/~jackie/teaching/lectures/2025/F/EECS2030/notes/EECS2030_F25_Inferring_Classes_from_JUnit.pdf)
- ***Declaring and Manipulating Reference-Typed, Multi-Valued Attributes:*** [https://www.eecs.yorku.ca/~jackie/teaching/lectures/2025/F/EECS2030/notes/EECS2030\\_F25\\_Tracing\\_PointCollectorTester.pdf](https://www.eecs.yorku.ca/~jackie/teaching/lectures/2025/F/EECS2030/notes/EECS2030_F25_Tracing_PointCollectorTester.pdf)

# Learning Outcomes

---

Understand:

- Object Orientation
- Classes as Templates:
  - attributes, constructors, (accessor and mutator) methods
  - use of `this`
- Objects as Instances:
  - use of `new`
  - the dot notation, method invocations
  - reference aliasing
- Reference-Typed Attributes: Single-Valued vs. Multi-Valued
- Non-Static vs. Static Variables
- Helper Methods

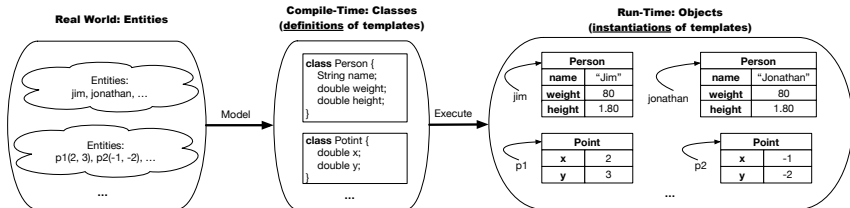
# Separation of Concerns: App/Tester vs. Model

- In EECS1022/EECS1021:
  - **Model Component**: One or More Java Classes  
e.g., Person vs. SMS, Student, CourseRecord
  - Another Java class that “manipulates” the model class(es)
    - **Controller** (e.g., BMIActivity, LEDController). Effects?  
Visualized at a connected physical device (e.g., tablet, LED lightbulbs)
    - **Tester** (e.g., PersonTester, BankTester). Effects?  
Seen (as textual outputs) at console  
Asserting **expected** vs. **actual** Values in JUnit tests
- In Java:
  - We may define more than one **classes**.
  - Each class may contain more than one **methods**.

**Object-Oriented Programming (OOP)** in Java:

  - Use **classes** to define templates
  - Use **objects** to instantiate classes
  - At **runtime**, **create** objects and **call** methods on objects, to **simulate interactions** between real-life entities.

# Object Orientation: Observe, Model, and Execute



- Study this tutorial video that walks you through the idea of *object orientation*.
- We *observe* how real-world *entities* behave.
- We *model* the common *attributes* and *behaviour* of a set of entities in a single *class*.
- We *execute* the program by creating *instances* of classes, which interact in a way analogous to that of real-world *entities*.

# Object-Oriented Programming (OOP)

- In real life, lots of **entities** exist and interact with each other.
  - e.g., *People* gain/lose weight, marry/divorce, or get older.
  - e.g., *Cars* move from one point to another.
  - e.g., *Clients* initiate transactions with banks.
- Entities:
  - Possess *attributes*;
  - Exhibit *behaviour*; and
  - Interact with each other.
- Goals: Solve problems *programmatically* by
  - *Classifying* entities of interest  
Entities in the same class share *common* attributes and behaviour.
  - *Manipulating* data that represent these entities  
Each entity is represented by *specific* values.



# OO Thinking: Templates vs. Instances (1.1)

Points on a two-dimensional plane are identified by their signed distances from the X- and Y-axes. A point may move arbitrarily towards any direction on the plane. Given two points, we are often interested in knowing the distance between them.

- A template called `Point` defines the common
  - *attributes* (e.g., `x`, `y`) [ $\approx$  nouns]
  - *behaviour* (e.g., `move up`, `get distance from`) [ $\approx$  verbs]

## OO Thinking: Templates vs. Instances (1.2)

- A **template** (e.g., class `Point`) defines what's shared by a set of related entities (i.e., 2-D points).
  - Common *attributes* (`x`, `y`)
  - Common *behaviour* (move left, move up)
- Each template may be **instantiated** as multiple instances, each with *instance-specific* values for attributes `x` and `y`:
  - `Point` instance `p1` is located at (3, 4)
  - `Point` instance `p2` is located at (-4, -3)
- Instances of the same template may exhibit *distinct behaviour*.
  - When `p1` moves up for 1 unit, it will end up being at (3, 5)
  - When `p2` moves up for 1 unit, it will end up being at (-4, -2)
  - Then, `p1`'s distance from origin:  $[\sqrt{3^2 + 5^2}]$
  - Then, `p2`'s distance from origin:  $[\sqrt{(-4)^2 + (-2)^2}]$

# OO Thinking: Templates vs. Instances (2.1)

A person is a being, such as a human, that has certain attributes and behaviour constituting personhood: a person ages and grows on their heights and weights.

- A template called `Person` defines the common
  - *attributes* (e.g., age, weight, height) [≈ nouns]
  - *behaviour* (e.g., get older, gain weight) [≈ verbs]

## OO Thinking: Templates vs. Instances (2.2)

- A **template** (e.g., class `Person`) defines what's shared by a set of related entities (i.e., persons).
  - Common *attributes* (age, weight, height)
  - Common *behaviour* (get older, lose weight, grow taller)
- Each template may be **instantiated** as multiple instances, each with *instance-specific* values for attributes age, weight, and height.
  - Person instance `jim` is  
50-years old, 1.8-meters tall and 80-kg heavy
  - Person instance `jonathan` is  
65-years old, 1.73-meters tall and 90-kg heavy
- Instances of the same template may exhibit *distinct behaviour*.
  - When `jim` gets older, he becomes 51
  - When `jonathan` gets older, he becomes 66.
  - `jim's` BMI is based on his own height and weight  $\left[ \frac{80}{1.8^2} \right]$
  - `jonathan's` BMI is based on his own height and weight  $\left[ \frac{90}{1.73^2} \right]$

# OOP: Classes $\approx$ Templates

In Java, you use a **class** to define a *template* that enumerates *attributes* that are common to a set of *entities* of interest.

```
public class Person {  
    private int age;  
    private String nationality;  
    private double weight;  
    private double height;  
}
```

```
public class Point {  
    private double x;  
    private double y;  
}
```

# Java Data Types (1)

A (data) type denotes a set of related *runtime values*.

## 1. *Primitive Types*

- *Integer* Type
  - `int` [set of 32-bit integers]
  - `long` [set of 64-bit integers]
- *Floating-Point Number* Type
  - `double` [set of 64-bit FP numbers]
- *Character* Type
  - `char` [set of single characters]
- *Boolean* Type
  - `boolean` [set of `true` and `false`]

## 2. *Reference Type* : *Complex Type with Attributes and Methods*

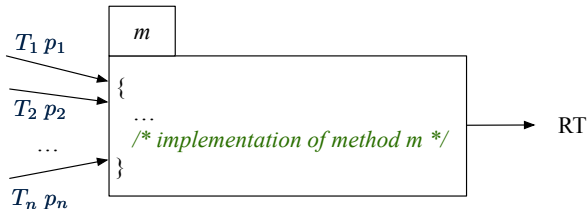
- *String* [set of references to character sequences]
- *Person* [set of references to Person objects]
- *Point* [set of references to Point objects]
- *Scanner* [set of references to Scanner objects]

## Java Data Types (2)

- A variable that is declared with a *type* but *uninitialized* is implicitly assigned with its **default value**.
  - **Primitive Type**
    - `int i;` [ `0` is implicitly assigned to `i` ]
    - `double d;` [ `0.0` is implicitly assigned to `d` ]
    - `boolean b;` [ `false` is implicitly assigned to `b` ]
  - **Reference Type**
    - `String s;` [ `null` is implicitly assigned to `s` ]
    - `Person jim;` [ `null` is implicitly assigned to `jim` ]
    - `Point p1;` [ `null` is implicitly assigned to `p1` ]
    - `Scanner input;` [ `null` is implicitly assigned to `input` ]
- You *can* use a primitive variable that is *uninitialized*.  
Make sure the **default value** is what you want!
- Calling a method on a *uninitialized* reference variable crashes your program. [ *`NullPointerException`* ]  
Always initialize reference variables!

# OOP: Methods (1.1)

- A **method** is a named block of code, *reusable* via its name.



- The **Header** of a method consists of:
  - Return type [  $RT$  (which can be `void`) ]
  - Name of method [  $m$  ]
  - Zero or more *parameter names* [  $p_1, p_2, \dots, p_n$  ]
  - The corresponding *parameter types* [  $T_1, T_2, \dots, T_n$  ]
- A call to method  $m$  has the form:  $m(a_1, a_2, \dots, a_n)$   
 Types of *argument values*  $a_1, a_2, \dots, a_n$  must match the the corresponding parameter types  $T_1, T_2, \dots, T_n$ .



## OOP: Methods (1.2)

- In the body of the method, you may
  - Declare new *local variables* (whose **scope** is within that method).
  - Use or change values of *attributes*.
  - Use values of *parameters*, if any.

```
public class Person {  
    private String nationality;  
    public void changeNationality(String newNationality) {  
        nationality = newNationality; } }  

```

- *Call* a *method*, with a **context object**, by passing *arguments*.

```
public class PersonTester {  
    public static void main(String[] args) {  
        Person jim = new Person(50, "British");  
        Person jonathan = new Person(60, "Canadian");  
        jim.changeNationality("Korean");  
        jonathan.changeNationality("Korean"); } }  

```

## OOP: Methods (2)

- Each **class**  $C$  defines a list of methods.
  - A **method**  $m$  is a named block of code.
- We *reuse* the code of method  $m$  by calling it on an **object**  $obj$  of class  $C$ .
  - For each **method call**  $obj.m(\dots)$ :
    - $obj$  is the **context object** of type  $C$
    - $m$  is a method defined in class  $C$
    - We intend to apply the *code effect of method*  $m$  to object  $obj$ .  
e.g., `jim.getOlder()` vs. `jonathan.getOlder()`  
e.g., `p1.moveUp(3)` vs. `p2.moveUp(3)`
- All objects of class  $C$  share *the same definition* of method  $m$ .
- However:
  - ∴ Each object may have *distinct attribute values*.
  - ∴ Applying *the same definition* of method  $m$  has *distinct effects*.

# OOP: Methods (3)

## 1. *Constructor*

- Same name as the class. No return type. *Initializes* attributes.
- Called with the **new** keyword.
- e.g., `Person jim = new Person(50, "British");`

## 2. *Mutator*

- *Changes* (re-assigns) attributes
- `void` return type
- Cannot be used when a value is expected
- e.g., `double h = jim.setHeight(78.5)` is illegal!

## 3. *Accessor*

- *Uses* attributes for computations (without changing their values)
- Any return type other than `void`
- An explicit *return statement* (typically at the end of the method) returns the computation result to where the method is being used.  
e.g., `double bmi = jim.getBMI();`  
e.g., `println(pl.getDistanceFromOrigin());`

# OOP: Class Constructors (1.1)

- The purpose of defining a *class* is to be able to create *instances* out of it.
- To *instantiate* a class, we use one of its **constructors**.
- A constructor
  - declares input *parameters*
  - uses input parameters to *initialize* **some or all** of its *attributes*

## OOP: Class Constructors (1.2)

For each *class*, you may define *one or more* **constructors** :

- *Names* of all constructors must match the class name.
- *No return types* need to be specified for constructors.
- **Overloaded** constructor have *distinct* lists of *parameter types*.
  - `Person(String n), Person(String n, int age)` ✓
  - `Person(String n, int age), Person(int age, String n)` ✓
  - `Person(String fN, int age), Person(String lN, int id)` ✗
- Each *parameter* that is used to initialize an attribute must have a *matching type*.
- The *body* of each constructor specifies how **some or all** *attributes* may be *initialized*.

## OOP: Class Constructors (2.1)

```
public class Point {  
    private double x;  
    private double y;  
  
    public Point(double initX, double initY) {  
        x = initX;  
        y = initY;  
    }  
  
    public Point(char axis, double distance) {  
        if (axis == 'x') { x = distance; }  
        else if (axis == 'y') { y = distance; }  
        else { /* Error: invalid axis */ }  
    }  
}
```

## OOP: Class Constructors (2.2)

```
public class Person {  
    private int age;  
    private String nationality;  
    private double weight;  
    private double height;  
    public Person(int initAge, String initNat) {  
        age = initAge;  
        nationality = initNat;  
    }  
    public Person (double initW, double initH) {  
        weight = initW;  
        height = initH;  
    }  
    public Person(int initAge, String initNat,  
        double initW, double initH) {  
        ... /* initialize all attributes using the parameters */  
    }  
}
```

# Visualizing Objects at Runtime (1)

- To trace a program with sophisticated manipulations of objects, it's critical for you to visualize how objects are:

- Created using *constructors*

```
Person jim = new Person(50, "British", 80, 1.8);
```

- Inquired using *accessor methods*

```
double bmi = jim.getBMI();
```

- Modified using *mutator methods*

```
jim.gainWeightBy(10);
```

- To visualize an object:

- Draw a rectangle box to represent contents of that object:

- Title indicates the *name of class* from which the object is instantiated.
- Left column enumerates *names of attributes* of the instantiated class.
- Right column fills in *values* of the corresponding attributes.

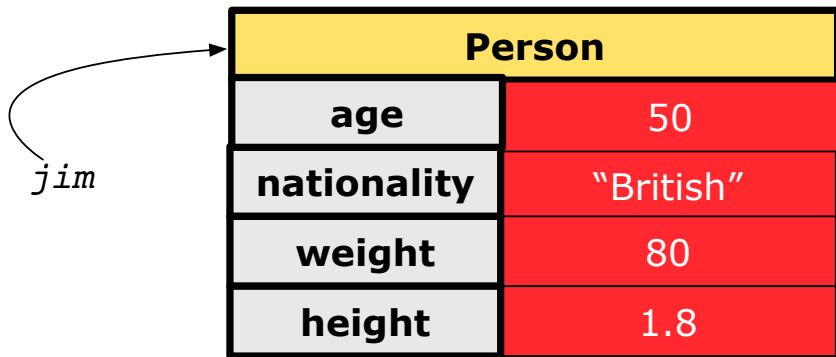
- Draw arrow(s) for *variable(s)* that store the object's address.



## Visualizing Objects at Runtime (2.1)

After calling a *constructor* to create an object:

```
Person jim = new Person(50, "British", 80, 1.8);
```

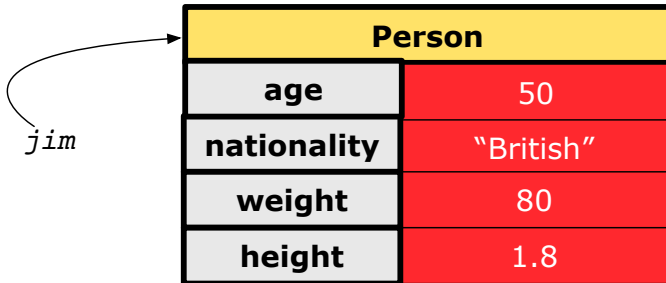


## Visualizing Objects at Runtime (2.2)

After calling an *accessor* to inquire about context object *jim*:

```
double bmi = jim.getBMI();
```

- Contents of the object pointed to by *jim* remain intact.
- Returned value  $\frac{80}{(1.8)^2}$  of *jim.getBMI()* stored in variable *bmi*.

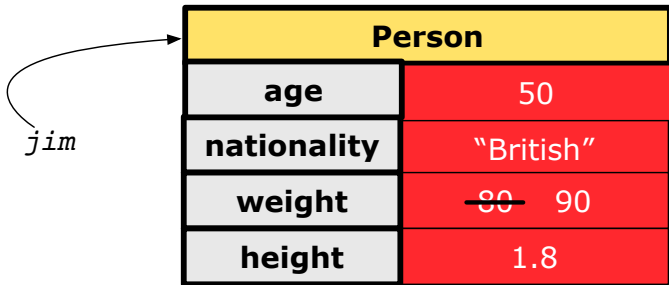


## Visualizing Objects at Runtime (2.3)

After calling a *mutator* to modify the state of context object *jim*:

```
jim.gainWeightBy(10);
```

- **Contents** of the object pointed to by *jim* change.
  - **Address** of the object remains unchanged.
- ⇒ *jim* points to the same object!

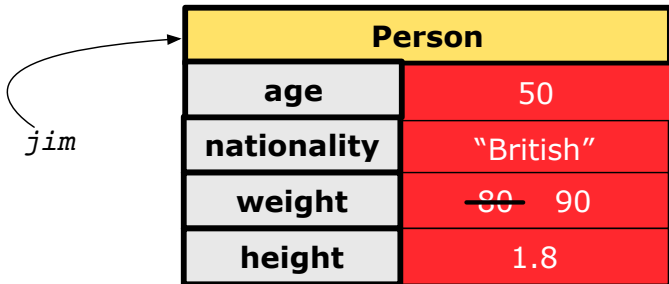


## Visualizing Objects at Runtime (2.4)

After calling the same *accessor* to inquire the *modified* state of context object *jim*:

```
bmi = jim.getBMI();
```

- Contents of the object pointed to by *jim* remain intact.
- Returned value  $\frac{90}{(1.8)^2}$  of *jim.getBMI()* stored in variable *bmi*.




# Object Creation (1.1)

```
Point p1 = new Point(2, 4);
```

- RHS (Source) of Assignment:** `new Point(2, 4)` creates a new *Point object* in memory.

Point	
x	2.0
y	4.0

- LHS (Target) of Assignment:** `Point p1` declares a *variable* that is meant to store the *address* of *some Point object*.
- Assignment:** Executing `=` stores new object's address in `p1`.



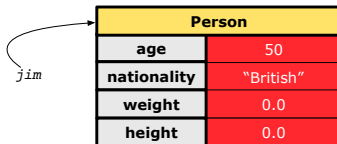
# Object Creation (1.2)

```
Person jim = new Person(50, "British");
```

- RHS (Source) of Assignment:** `new Person(50, "British")` creates a new *Person object* in memory.

Person	
age	50
nationality	"British"
weight	0.0
height	0.0

- LHS (Target) of Assignment:** `Point jim` declares a *variable* that is meant to store the *address* of *some Person object*.
- Assignment:** Executing `=` stores new object's address in `jim`.



The diagram shows a variable named `jim` with a curved arrow pointing to the first row of a table. The table is titled "Person" and contains attributes: age (50), nationality ("British"), weight (0.0), and height (0.0).

Person	
age	50
nationality	"British"
weight	0.0
height	0.0

## Object Creation (2)

```
Point p1 = new Point(2, 4);  
System.out.println(p1);
```

```
Point@677327b6
```

By default, the address stored in `p1` gets printed.  
Instead, print out attributes separately:

```
System.out.println("(" + p1.getX() + ", " + p1.getY() + ")");
```

```
(2.0, 4.0)
```

## OOP: Object Creation (3.1.1)

A constructor may only *initialize* some attributes and leave others *uninitialized*.

```
public class PointTester {  
    public static void main(String[] args) {  
        Point p1 = new Point(3, 4);  
        Point p2 = new Point(-3 -2);  
        Point p3 = new Point('x', 5);  
        Point p4 = new Point('y', -7);  
    }  
}
```




# OOP: Object Creation (3.1.2)

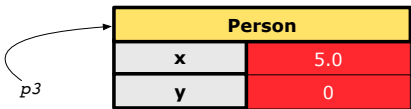
*Point p1 = new Point(3, 4)*




*Point p2 = new Point(-3, -2)*



*Point p3 = new Point('x', 5)*



*Point p4 = new Point('y', -7)*

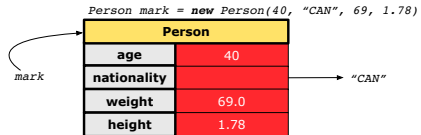
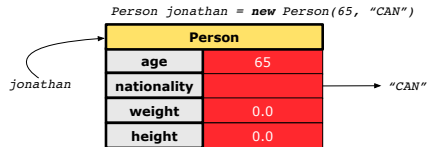
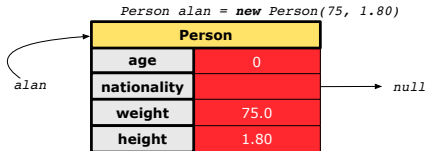
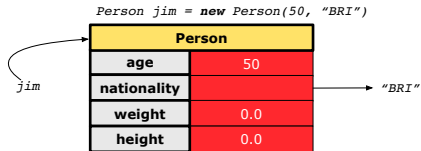


## OOP: Object Creation (3.2.1)

A constructor may only *initialize* some attributes and leave others *uninitialized*.

```
public class PersonTester {  
    public static void main(String[] args) {  
        /* initialize age and nationality only */  
        Person jim = new Person(50, "BRI");  
        /* initialize age and nationality only */  
        Person jonathan = new Person(65, "CAN");  
        /* initialize weight and height only */  
        Person alan = new Person(75, 1.80);  
        /* initialize all attributes of a person */  
        Person mark = new Person(40, "CAN", 69, 1.78);  
    }  
}
```

# OOP: Object Creation (3.2.2)



## OOP: Object Creation (4)

- When using the constructor, pass **valid argument values**:
  - The type of each argument value must match the corresponding parameter type.
  - e.g., `Person(50, "BRI")` matches  
`Person(int initAge, String initNationality)`
  - e.g., `Point(3, 4)` matches  
`Point(double initX, double initY)`
- When creating an instance, **uninitialized** attributes implicitly get assigned the **default values**.
  - Set **uninitialized** attributes properly later using **mutator** methods

```
Person jim = new Person(50, "British");  
jim.setWeight(85);  
jim.setHeight(1.81);
```

# OOP: The Dot Notation (1)

- A binary operator:
  - **LHS** an object
  - **RHS** an attribute or a method
- Given a *variable* of some *reference type* that is **not** null:
  - We use a dot to retrieve any of its **attributes**.  
Analogous to 's in English  
e.g., `jim.nationality` means jim's nationality
  - We use a dot to invoke any of its **mutator methods**, in order to *change* values of its attributes.  
e.g., `jim.changeNationality("CAN")` changes the `nationality` attribute of `jim`
  - We use a dot to invoke any of its **accessor methods**, in order to *use* the result of some computation on its attribute values.  
e.g., `jim.getBMI()` computes and returns the BMI calculated based on jim's weight and height
  - Return value of an *accessor method* must be stored in a variable.  
e.g., `double jimBMI = jim.getBMI()`

# The this Reference (1)

- Each *class* may be instantiated to multiple *objects* at runtime.

```
public class Point {  
    private double x; private double y;  
    public void moveUp(double units) { y += units; }  
}
```

- Each time when we call a method of some class, using the dot notation, there is a specific *target/context* object.

```
1 Point p1 = new Point(2, 3);  
2 Point p2 = new Point(4, 6);  
3 p1.moveUp(3.5);  
4 p2.moveUp(4.7);
```

- p1 and p2 are called the *call targets* or *context objects*.
- **Lines 3 and 4** apply the same definition of the `moveUp` method.
- But how does Java distinguish the change to `p1.y` versus the change to `p2.y`?

## The this Reference (2)

- In the *method* definition, each *attribute* has an *implicit* `this` which refers to the **context object** in a call to that method.

```
public class Point {  
    private double x;  
    private double y;  
    public Point(double newX, double newY) {  
        this.x = newX;  
        this.y = newY;  
    }  
    public void moveUp(double units) {  
        this.y = this.y + units;  
    }  
}
```

- Each time when the *class* definition is used to create a new `Point` *object*, the `this` reference is substituted by the name of the new object.

## The this Reference (3)

- After we create `p1` as an instance of `Point`

```
Point p1 = new Point(2, 3);
```

- When invoking `p1.moveUp(3.5)`, a version of `moveUp` that is specific to `p1` will be used:

```
public class Point {  
    private double x;  
    private double y;  
    public Point(double newX, double newY) {  
        p1.x = newX;  
        p1.y = newY;  
    }  
    public void moveUp(double units) {  
        p1.y = p1.y + units;  
    }  
}
```



## The this Reference (4)

- After we create `p2` as an instance of `Point`

```
Point p2 = new Point(4, 6);
```

- When invoking `p2.moveUp(4.7)`, a version of `moveUp` that is specific to `p2` will be used:

```
public class Point {  
    private double x;  
    private double y;  
    public Point(double newX, double newY) {  
        p2.x = newX;  
        p2.y = newY;  
    }  
    public void moveUp(double units) {  
        p2.y = p2.y + units;  
    }  
}
```

## The this Reference (5)

The `this` reference can be used to **disambiguate** when the names of *input parameters* clash with the names of *class attributes*.

```
public class Point {  
    private double x;  
    private double y;  
    public Point(double x, double y) {  
        this.x = x;  
        this.y = y;  
    }  
    public void setX(double x) {  
        this.x = x;  
    }  
    public void setY(double y) {  
        this.y = y;  
    }  
}
```

# The `this` Reference (6.1): Common Error

The following code fragment compiles but is problematic:

```
1 public class Person {  
2     private String name;  
3     private int age;  
4     public Person(String name, int age) {  
5         name = name;  
6         age = age;  
7     }  
8     public void setAge(int age) {  
9         age = age;  
10    }  
11 }
```

- Why? [ variable **shadowing** ]  
Target (LHS) of the assignment (L5) refers to parameter `name` (L4).
- Fix?

# The `this` Reference (6.2): Common Error

Always remember to use `this` when *input parameter* names clash with *class attribute* names.

```
public class Person {  
    private String name;  
    private int age;  
    public Person(String name, int age) {  
        this.name = name;  
        this.age = age;  
    }  
    public void setAge(int age) {  
        this.age = age;  
    }  
}
```

# OOP: Mutator Methods

- These methods *change* values of attributes.
- We call such methods **mutators** (with `void` return type).

```
public class Person {  
    ...  
    public void gainWeight(double units) {  
        this.weight = this.weight + units;  
    }  
}
```

```
public class Point {  
    ...  
    public void moveUp() {  
        this.y = this.y + 1;  
    }  
}
```

# OOP: Accessor Methods

- These methods *return* the result of computation based on attribute values.
- We call such methods **accessors** (with non-void return type).

```
public class Person {  
    ...  
    public double getBMI() {  
        double bmi = this.height / (this.weight * this.weight);  
        return bmi;  
    }  
}
```

```
public class Point {  
    ...  
    public double getDistanceFromOrigin() {  
        double dist =  
            Math.sqrt(this.x * this.x + this.y * this.y);  
        return dist;  
    }  
}
```

# OOP: Method Calls

```
1 | Point p1 = new Point (3, 4);  
2 | Point p2 = new Point (-4, -3);  
3 | System.out.println(p1. getDistanceFromOrigin() );  
4 | System.out.println(p2. getDistanceFromOrigin() );  
5 | p1. moveUp (1) ;  
6 | p2. moveUp (1) ;  
7 | System.out.println(p1. getDistanceFromOrigin() );  
8 | System.out.println(p2. getDistanceFromOrigin() );
```

- **Lines 1 and 2** create two different instances of `Point`
- **Lines 3 and 4:** invoking the same accessor method on two different instances returns *distinct* values
- **Lines 5 and 6:** invoking the same mutator method on two different instances results in *independent* changes
- **Lines 3 and 7:** invoking the same accessor method on the same instance *may* return *distinct* values, why? **Line 5**

See the lecture recording on tracing the above program *here*.

# OOP: Use of Mutator vs. Accessor Methods

- Calls to **mutator methods** *cannot* be used as values.
  - e.g., `System.out.println(jim.setWeight(78.5));` ✗
  - e.g., `double w = jim.setWeight(78.5);` ✗
  - e.g., `jim.setWeight(78.5);` ✓
- Calls to **accessor methods** *should* be used as values.
  - e.g., `jim.getBMI();` ✗
  - e.g., `System.out.println(jim.getBMI());` ✓
  - e.g., `double w = jim.getBMI();` ✓



# OOP: Method Parameters

- **Principle 1:** A **constructor** needs an *input parameter* for every attribute that you wish to initialize.

e.g., `Person(double w, double h)` vs.  
`Person(String fName, String lName)`

- **Principle 2:** A **mutator** method needs an *input parameter* for every attribute that you wish to modify.

e.g., In `Point`, `void moveToXAxis()` vs.  
`void moveUp(double unit)`

- **Principle 3:** An **accessor method** needs *input parameters* if the attributes alone are not sufficient for the intended computation to complete.

e.g., In `Point`, `double getDistFromOrigin()` vs.  
`double getDistFrom(Point other)`

## OOP: Reference Aliasing (1)

```
1  int i = 3;
2  int j = i;  System.out.println(i == j); /*true*/
3  int k = 3;  System.out.println(k == i && k == j); /*true*/
```

- **Line 2** copies the number stored in `i` to `j`.
- After **Line 4**, `i`, `j`, `k` refer to three separate integer placeholder, which happen to store the same value 3.

```
1  Point p1 = new Point(2, 3);
2  Point p2 = p1;  System.out.println(p1 == p2); /*true*/
3  Point p3 = new Point(2, 3);
4  System.out.println(p3 == p1 || p3 == p2); /*false*/
5  System.out.println(p3.x == p1.x && p3.y == p1.y); /*true*/
6  System.out.println(p3.x == p2.x && p3.y == p2.y); /*true*/
```

- **Line 2** copies the *address* stored in `p1` to `p2`.
- Both `p1` and `p2` refer to the same object in memory!
- `p3`, whose *contents* are same as `p1` and `p2`, refer to a different object in memory.

## OOP: Reference Aliasing (2.1)

**Problem:** Consider assignments to *primitive* variables:

```
1  int i1 = 1;
2  int i2 = 2;
3  int i3 = 3;
4  int[] numbers1 = {i1, i2, i3};
5  int[] numbers2 = new int[numbers1.length];
6  for(int i = 0; i < numbers1.length; i++) {
7      numbers2[i] = numbers1[i];
8  }
9  numbers1[0] = 4;
10 System.out.println(numbers1[0]);
11 System.out.println(numbers2[0]);
```

## OOP: Reference Aliasing (2.2)

**Exercise:** Consider assignments to *reference* variables:

```
1  Person alan = new Person("Alan");
2  Person mark = new Person("Mark");
3  Person tom = new Person("Tom");
4  Person jim = new Person("Jim");
5  Person[] persons1 = {alan, mark, tom};
6  Person[] persons2 = new Person[persons1.length];
7  for(int i = 0; i < persons1.length; i++) {
8      persons2[i] = persons1[i]; }
9  persons1[0].setAge(70);
10 System.out.println(jim.getAge());
11 System.out.println(alan.getAge());
12 System.out.println(persons2[0].getAge());
13 persons1[0] = jim;
14 persons1[0].setAge(75);
15 System.out.println(jim.getAge());
16 System.out.println(alan.getAge());
17 System.out.println(persons2[0].getAge());
```

See the lecture recording on tracing the above program [here](#).

## Java Data Types (3.1)

- An **attribute** may store the reference to another object.

```
public class Person { private Person spouse; }
```

- Methods may take as **parameters** references to other objects.

```
public class Person {  
    public void marry(Person other) { ... }  
}
```

- Return values** from methods may be references to objects.

```
public class Point {  
    public void moveUp(double i) { this.y = this.y + i; }  
    Point movedUpBy(double i) {  
        Point np = new Point(this.x, this.y);  
        np.moveUp(i);  
        return np;  
    }  
}
```

See the lecture recording on tracing the above program [here](#).

## Java Data Types (3.2.1)

An attribute may be **multi**-valued, **reference**-typed  
 e.g., of type `Point[]`, storing references to `Point` objects.

```

1 public class PointCollector {
2     private Point[] points; private int nop; /* number of points */
3     public PointCollector() { this.points = new Point[100]; }
4     public void addPoint(double x, double y) {
5         this.points[this.nop] = new Point(x, y); this.nop++; }
6     public Point[] getPointsInQuadrantI() {
7         Point[] ps = new Point[this.nop];
8         int count = 0; /* number of points in Quadrant I */
9         for(int i = 0; i < this.nop; i++) {
10             Point p = this.points[i];
11             if(p.getX() > 0 && p.getY() > 0) { ps[count] = p; count++; } }
12         Point[] qlPoints = new Point[count];
13         /* ps contains null if count < nop */
14         for(int i = 0; i < count; i++) { qlPoints[i] = ps[i] }
15         return qlPoints;
16     } }
  
```

**Required Reading:** Point and PointCollector

## Java Data Types (3.2.2)

```
1 public class PointCollectorTester {
2     public static void main(String[] args) {
3         PointCollector pc = new PointCollector();
4         System.out.println(pc.getNumberOfPoints()); /* 0 */
5         pc.addPoint(3, 4);
6         System.out.println(pc.getNumberOfPoints()); /* 1 */
7         pc.addPoint(-3, 4);
8         System.out.println(pc.getNumberOfPoints()); /* 2 */
9         pc.addPoint(-3, -4);
10        System.out.println(pc.getNumberOfPoints()); /* 3 */
11        pc.addPoint(3, -4);
12        System.out.println(pc.getNumberOfPoints()); /* 4 */
13        Point[] ps = pc.getPointsInQuadrantI();
14        System.out.println(ps.length); /* 1 */
15        System.out.println("(" +
16            ps[0].getX() + ", " + ps[0].getY() + ")"); /* (3, 4) */
17    }
18 }
```

See the lecture recording on tracing the above program [here](#).

# Anonymous Objects (1)

- What's the difference between these two fragments of code?

```
1 double square(double x) {  
2     double sqr = x * x;  
3     return sqr; }
```

```
1 double square(double x) {  
2     return x * x; }
```

After **L2**, the result of  $x * x$ :

- LHS: it can be reused (without recalculating) via the name `sqr`.
  - RHS: it is not stored anywhere and returned right away.
- Same principles applies to objects:

```
1 Person getP(String n) {  
2     Person p = new Person(n);  
3     return p; }
```

```
1 Person getP(String n) {  
2     return new Person(n); }
```

**`new Person(n)`** is an object whose address is not stored in a variable.

- LHS: **L2** stores the address of this anonymous object in `p`.
- RHS: **L2** returns the address of this anonymous object directly.



## Anonymous Objects (2.1)

Anonymous objects can also be used as *assignment sources* or *argument values*:

```
class Member {  
    private Order[] orders;  
    private int noo;  
    /* constructor omitted */  
    public void addOrder(Order o) {  
        this.orders[this.noo] = o;  
        this.noo++;  
    }  
    public void addOrder(String n, double p, double q) {  
        this.addOrder( new Order(n, p, q) );  
        /* Equivalent implementation:  
        * this.orders[this.noo] = new Order(n, p, q); noo ++;  
        */  
    }  
}
```

## Anonymous Objects (2.2)

One more example on using anonymous objects:

```
public class MemberTester {  
    public static void main(String[] args) {  
        Member m = new Member("Alan");  
        Order o = new Order("Americano", 4.7, 3);  
        m.addOrder(o);  
        m.addOrder(new Order("Cafe Latte", 5.1, 4));  
    }  
}
```

# The `this` Reference (7.1): Exercise

Consider the `Person` class

```
public class Person {  
    private String name;  
    private Person spouse;  
    public Person(String name) {  
        this.name = name;  
    }  
}
```

How do you implement a mutator method `marry` which marries the current `Person` object to an input `Person` object?

## The this Reference (7.2): Exercise

```
public void marry(Person other) {  
    if(this.spouse != null || other.spouse != null) {  
        /* Error: both must be single */  
    }  
    else { this.spouse = other; other.spouse = this; }  
}
```

When we call `jim.marry(elsa)`: `this` is substituted by the **context object** `jim`, and `other` by the **argument** `elsa`.

```
public void marry(Person other elsa) {  
    ...  
    jim.spouse = elsa;  
    elsa.spouse = jim;  
    ...  
}
```

## OOP: The Dot Notation (2)

- LHS of dot *can be more complicated than a variable*:

- It can be a *path* that brings you to an object

```
public class Person {
    private String name; /* public accessor: name() */
    private Person spouse; /* public accessor: spouse() */
}
```

- Say we have `Person jim = new Person("Jim Davies")`
- Inquire about jim's name? `[jim.name()]`
- Inquire about jim's spouse's name? `[jim.spouse().name()]`
- But what if jim is single (i.e., `jim.spouse() == null`)?  
Calling `jim.spouse().name()` will cause *NullPointerException*!!
- Question.** Assuming that:
  - jim is not single. `[jim.spouse() != null]`
  - The marriage is mutual. `[jim.spouse().spouse() == jim]`
 What does `jim.spouse().spouse().name()` mean?

**Answer.** `jim.name()`

# OOP: Helper Methods (1)

- After you complete and test your program, feeling confident that it is *correct*, you may find that there are lots of *repetitions*.
- When similar fragments of code appear in your program, we say that your code “*smells*”!
- We may eliminate *repetitions* of your code by:
  - **Factoring out** recurring code fragments into a new method.
  - This new method is called a **helper method**:
    - You can replace every occurrence of the recurring code fragment by a **call** to this helper method, with appropriate argument values.
    - That is, we **reuse** the body implementation, rather than repeating it over and over again, of this helper method via calls to it.
- This process is called **refactoring** of your code:  
Modify the code structure **without** compromising *correctness*.

See the lecture recording on helper methods *here*.

## OOP: Helper (Accessor) Methods (2.1)

```
public class PersonCollector {  
    private Person[] ps;  
    private final int MAX = 100; /* max # of persons to store */  
    private int nop; /* number of persons */  
    public PersonCollector() {  
        this.ps = new Person[MAX];  
    }  
    public void addPerson(Person p) {  
        this.ps[this.nop] = p;  
        this.nop++;  
    }  
    /* Tasks:  
    * 1. An accessor: boolean personExists(String n)  
    * 2. A mutator: void changeWeightOf(String n, double w)  
    * 3. A mutator: void changeHeightOf(String n, double h)  
    */  
}
```

## OOP: Helper (Accessor) Methods (2.2.1)

```
public class PersonCollector {  
    /* ps, MAX, nop, PersonCollector(), addPerson */  
    public boolean personExists(String n) {  
        boolean found = false;  
        for(int i = 0; i < nop; i++) {  
            if(ps[i].getName().equals(n)) { found = true; }  
        }  
        return found;  
    }  
    public void changeWeightOf(String n, double w) {  
        for(int i = 0; i < nop; i++) {  
            if(ps[i].getName().equals(n)) { ps[i].setWeight(w); }  
        }  
    }  
    public void changeHeightOf(String n, double h) {  
        for(int i = 0; i < nop; i++) {  
            if(ps[i].getName().equals(n)) { ps[i].setHeight(h); }  
        }  
    }  
}
```



## OOP: Helper (Accessor) Methods (2.2.2)

```
public class PersonCollector {/* code smells:repetitions! */
    /* ps, MAX, nop, PersonCollector(), addPerson */
    public boolean personExists(String n) {
        boolean found = false;
        for(int i = 0; i < nop; i++) {
            if(ps[i].getName().equals(n)) { found = true; } }
        return found;
    }
    public void changeWeightOf(String n, double w) {
        for(int i = 0; i < nop; i++) {
            if(ps[i].getName().equals(n)) { ps[i].setWeight(w); } }
    }
    public void changeHeightOf(String n, double h) {
        for(int i = 0; i < nop; i++) {
            if(ps[i].getName().equals(n)) { ps[i].setHeight(h); } }
    }
}
```

## OOP: Helper (Accessor) Methods (2.3)

```
public class PersonCollector { /* Code Smell Eliminated */
    /* ps, MAX, nop, PersonCollector(), addPerson */
    private int indexOf(String n) { /* Helper Methods */
        int i = -1;
        for(int j = 0; j < nop; j++) {
            if(ps[j].getName().equals(n)) { i = j; }
        }
        return i; /* -1 if not found; >= 0 if found. */
    }
    public boolean personExists(String n) {
        return this.indexOf(n) >= 0; }
    public void changeWeightOf(String n, double w) {
        int i = indexOf(n); if(i >= 0) { ps[i].setWeight(w); }
    }
    public void changeHeightOf(String n, double h) {
        int i = indexOf(n); if(i >= 0) { ps[i].setHeight(h); }
    }
}
```

## OOP: Helper (Accessor) Methods (3.1)

### Problems:

- A `Point` class with `x` and `y` coordinate values.
- Accessor `double` `getDistanceFromOrigin()`.  
`p.getDistanceFromOrigin()` returns the distance between `p` and `(0, 0)`.
- Accessor `double` `getDistancesTo(Point p1, Point p2)`.  
`p.getDistancesTo(p1, p2)` returns the sum of distances between `p` and `p1`, and between `p` and `p2`.
- Accessor `double` `getTriDistances(Point p1, Point p2)`.  
`p.getDistancesTo(p1, p2)` returns the sum of distances between `p` and `p1`, between `p` and `p2`, and between `p1` and `p2`.

## OOP: Helper (Accessor) Methods (3.2)

```
class Point { /* code smells:repetitions! */
    double x; double y;

    double getDistanceFromOrigin() {
        return Math.sqrt(Math.pow(this.x - 0, 2) + Math.pow(this.y - 0, 2));
    }

    double getDistancesTo(Point p1, Point p2) {
        return
            Math.sqrt(Math.pow(this.x - p1.x, 2) + Math.pow(y - p1.y, 2))
            +
            Math.sqrt(Math.pow(this.x - p2.x, 2) + Math.pow(y - p2.y, 2));
    }

    double getTriDistances(Point p1, Point p2) {
        return
            Math.sqrt(Math.pow(this.x - p1.x, 2) + Math.pow(y - p1.y, 2))
            +
            Math.sqrt(Math.pow(this.x - p2.x, 2) + Math.pow(y - p2.y, 2))
            +
            Math.sqrt(Math.pow(p1.x - p2.x, 2) + Math.pow(p1.y - p2.y, 2));
    }
}
```

## OOP: Helper (Accessor) Methods (3.3)

- The code pattern

```
Math.sqrt(Math.pow(... - ..., 2) + Math.pow(... - ..., 2))
```

is written down explicitly every time we need to use it.

- Create a **helper method** out of it, with the right *parameter* and *return* types:

```
double getDistanceFrom(double otherX, double otherY) {  
    return Math.sqrt(  
        Math.pow(otherX - this.x, 2)  
        +  
        Math.pow(otherY - this.y, 2));  
}
```

## OOP: Helper (Accessor) Methods (3.4)

```
public class Point { /* Code Smell Eliminated */
    private double x; private double y;
    double getDistanceFrom(double otherX, double otherY) {
        return Math.sqrt(Math.pow(otherX - this.x, 2) +
            Math.pow(otherY - this.y, 2));
    }
    double getDistanceFromOrigin() {
        return this.getDistanceFrom(0, 0);
    }
    double getDistancesTo(Point p1, Point p2) {
        return this.getDistanceFrom(p1.x, p1.y) +
            this.getDistanceFrom(p2.x, p2.y);
    }
    double getTriDistances(Point p1, Point p2) {
        return this.getDistanceFrom(p1.x, p1.y) +
            this.getDistanceFrom(p2.x, p2.y) +
            p1.getDistanceFrom(p2.x, p2.y)
    }
}
```

## OOP: Helper (Mutator) Methods (4.1)

```
public class Student {  
    private String name;  
    private double balance;  
    public Student(String n, double b) {  
        name = n;  
        balance = b;  
    }  
  
    /* Tasks:  
    * 1. A mutator void receiveScholarship(double val)  
    * 2. A mutator void payLibraryOverdue(double val)  
    * 3. A mutator void payCafeCoupons(double val)  
    * 4. A mutator void transfer(Student other, double val)  
    */  
}
```

## OOP: Helper (Mutator) Methods (4.2.1)

```
public class Student {  
    /* name, balance, Student(String n, double b) */  
    public void receiveScholarship(double val) {  
        balance = balance + val;  
    }  
    public void payLibraryOverdue(double val) {  
        balance = balance - val;  
    }  
    public void payCafeCoupons(double val) {  
        balance = balance - val;  
    }  
    public void transfer(Student other, double val) {  
        balance = balance - val;  
        other.balance = other.balance + val;  
    }  
}
```



## OOP: Helper (Mutator) Methods (4.2.2)

```
public class Student { /* code smells:repetitions! */
    /* name, balance, Student(String n, double b) */
    public void receiveScholarship(double val) {
        balance = balance + val;
    }
    public void payLibraryOverdue(double val) {
        balance = balance - val;
    }
    public void payCafeCoupons(double val) {
        balance = balance - val;
    }
    public void transfer(Student other, double val) {
        balance = balance - val;
        balance = other.balance + val;
    }
}
```

## OOP: Helper (Mutator) Methods (4.3)

```
public class Student { /* Code Smell Eliminated */
    /* name, balance, Student(String n, double b) */
    public void deposit(double val) { /* Helper Method */
        balance = balance + val;
    }
    public void withdraw(double val) { /* Helper Method */
        balance = balance - val;
    }
    public void receiveScholarship(double val) { this.deposit(val); }
    public void payLibraryOverdue(double val) { this.withdraw(val); }
    public void payCafeCoupons(double val) { this.withdraw(val); }
    public void transfer(Student other, double val) {
        this.withdraw(val);
        other.deposit(val);
    }
}
```

# Static Variables (1)

```
public class Account {  
    private int id;  
    private String owner;  
    public int getID() { return this.id; }  
    public Account(int id, String owner) {  
        this.id = id;  
        this.owner = owner;  
    }  
}
```

```
class AccountTester {  
    Account acc1 = new Account(1, "Jim");  
    Account acc2 = new Account(2, "Jeremy");  
    System.out.println(acc1.getID() != acc2.getID());  
}
```

But, managing the unique id's *manually* is **error-prone**!

## Static Variables (2)

```
class Account {  
    private static int globalCounter = 1;  
    private int id; String owner;  
    public Account(String owner) {  
        this.id = globalCounter;  
        globalCounter++;  
        this.owner = owner; } }  

```

```
class AccountTester {  
    Account acc1 = new Account("Jim");  
    Account acc2 = new Account("Jeremy");  
    System.out.println(acc1.getID() != acc2.getID()); }  

```

- Each instance of a class (e.g., acc1, acc2) has a *local* copy of each attribute or instance variable (e.g., id).
  - Changing acc1.id does not affect acc2.id.
- A **static** variable (e.g., globalCounter) belongs to the class.
  - All instances of the class share a *single* copy of the **static** variable.
  - Change to globalCounter via acc1 is also visible to acc2.

## Static Variables (3)

```
public class Account {  
    private static int globalCounter = 1;  
    private int id; private String owner;  
    public Account(String owner) {  
        this.id = globalCounter;  
        globalCounter ++;  
        this.owner = owner;  
    }  
}
```

- **Static** variable `globalCounter` is not instance-specific like **instance** variable (i.e., attribute) `id` is.
- To access a **static** variable:
  - **No** context object is needed.
  - Use of the class name suffices, e.g., `Account.globalCounter`.
- Each time `Account`'s constructor is called to create a new instance, the increment effect is **visible to all existing objects** of `Account`.

## Static Variables (4.1): Common Error

```
public class Client {  
    private Account[] accounts;  
    private static int numberOfAccounts = 0;  
    public void addAccount(Account acc) {  
        accounts[this.numberOfAccounts] = acc;  
        this.numberOfAccounts ++;  
    }  
}
```

```
public class ClientTester {  
    Client bill = new Client("Bill");  
    Client steve = new Client("Steve");  
    Account acc1 = new Account();  
    Account acc2 = new Account();  
    bill.addAccount(acc1);  
    /* correctly added to bill.getAccounts()[0] */  
    steve.addAccount(acc2);  
    /* mistakenly added to steve.getAccounts()[1]! */  
}
```

## Static Variables (4.2): Common Error

- Attribute `numberOfAccounts` should **not** be declared as `static` as its value should be specific to the client object.
- If it were declared as `static`, then every time the `addAccount` method is called, although on different objects, the increment effect of `numberOfAccounts` will be visible to all `Client` objects.
- Here is the correct version:

```
public class Client {  
    private Account[] accounts;  
    private int numberOfAccounts;  
    public void addAccount(Account acc) {  
        accounts[this.numberOfAccounts] = acc;  
        this.numberOfAccounts ++;  
    }  
}
```

## Static Variables (5.1): Common Error

```
1 public class Bank {  
2     private String branchName;  
3     public String getBrachName() { return this.branchName; }  
4     private static int nextAccountNumber = 0;  
5     public static String getInfo() {  
6         nextAccountNumber++;  
7         return this.branchName + nextAccountNumber;  
8     }  
9 }
```

- *Non-static method cannot be referenced from a static context*
- **Line 5** declares that we **can** call the method `getInfo` without instantiating an object of the class `Bank`.
- However, in **Line 7**, the *static* method references a *non-static* attribute, for which we **must** instantiate a `Bank` object.



## Static Variables (5.2): Common Error

```
1 public class Bank {  
2     private String branchName;  
3     public String getBrachName() { return this.branchName; }  
4     private static int nextAccountNumber = 0;  
5     public static String getInfo() {  
6         nextAccountNumber++;  
7         return this.branchName + nextAccountNumber;  
8     }  
9 }
```

- To call `getInfo()`, no instances of `Bank` are required:

```
Bank.getInfo();
```

- **Contradictorily**, to access `branchName`, a **context object** is required:

```
Bank b = new Bank(); b.setBranch("Songdo IBK");  
System.out.println(b.getBranchName());
```

## Static Variables (5.3): Common Error

There are two possible ways to fix:

1. Remove all uses of *non-static* variables (i.e., `branchName`) in the *static* method (i.e., `getInfo`).
2. Declare `branchName` as a *static* variable.
  - This does not make sense.  
∴ `branchName` should be a value specific to each `Bank` instance.

# Index (1)

---

**Required: Review Tutorials on OOP in Java**

**Optional: Tutorial Videos to Help You Review**

**Required: Written Notes to Review**

**Learning Outcomes**

**Separation of Concerns: App/Tester vs. Model**

**Object Orientation:**

**Observe, Model, and Execute**

**Object-Oriented Programming (OOP)**

**OO Thinking: Templates vs. Instances (1.1)**

**OO Thinking: Templates vs. Instances (1.2)**

**OO Thinking: Templates vs. Instances (2.1)**

## **Index (2)**

---

**OO Thinking: Templates vs. Instances (2.2)**

**OOP: Classes  $\approx$  Templates**

**Java Data Types (1)**

**Java Data Types (2)**

**OOP: Methods (1.1)**

**OOP: Methods (1.2)**

**OOP: Methods (2)**

**OOP: Methods (3)**

**OOP: Class Constructors (1.1)**

**OOP: Class Constructors (1.2)**

**OOP: Class Constructors (2.1)**

## **Index (3)**

---

**OOP: Class Constructors (2.2)**

**Visualizing Objects at Runtime (1)**

**Visualizing Objects at Runtime (2.1)**

**Visualizing Objects at Runtime (2.2)**

**Visualizing Objects at Runtime (2.3)**

**Visualizing Objects at Runtime (2.4)**

**Object Creation (1.1)**

**Object Creation (1.2)**

**Object Creation (2)**

**OOP: Object Creation (3.1.1)**

**OOP: Object Creation (3.1.2)**

## Index (4)

---

OOP: Object Creation (3.2.1)

OOP: Object Creation (3.2.2)

OOP: Object Creation (4)

OOP: The Dot Notation (1)

The `this` Reference (1)

The `this` Reference (2)

The `this` Reference (3)

The `this` Reference (4)

The `this` Reference (5)

The `this` Reference (6.1): Common Error

The `this` Reference (6.2): Common Error

## **Index (5)**

---

**OOP: Mutator Methods**

**OOP: Accessor Methods**

**OOP: Method Calls**

**OOP: Use of Mutator vs. Accessor Methods**

**OOP: Method Parameters**

**OOP: Reference Aliasing (1)**

**OOP: Reference Aliasing (2.1)**

**OOP: Reference Aliasing (2.2)**

**Java Data Types (3.1)**

**Java Data Types (3.2.1)**

**Java Data Types (3.2.2)**

## Index (6)

---

Anonymous Objects (1)

Anonymous Objects (2.1)

Anonymous Objects (2.2)

The `this` Reference (7.1): Exercise

The `this` Reference (7.2): Exercise

OOP: The Dot Notation (2)

OOP: Helper Methods (1)

OOP: Helper (Accessor) Methods (2.1)

OOP: Helper (Accessor) Methods (2.2.1)

OOP: Helper (Accessor) Methods (2.2.2)

OOP: Helper (Accessor) Methods (2.3)



## Index (7)

---

**OOP: Helper (Accessor) Methods (3.1)**

**OOP: Helper (Accessor) Methods (3.2)**

**OOP: Helper (Accessor) Methods (3.3)**

**OOP: Helper (Accessor) Methods (3.4)**

**OOP: Helper (Mutator) Methods (4.1)**

**OOP: Helper (Mutator) Methods (4.2.1)**

**OOP: Helper (Mutator) Methods (4.2.2)**

**OOP: Helper (Mutator) Methods (4.3)**

**Static Variables (1)**

**Static Variables (2)**

**Static Variables (3)**

## **Index (8)**

---

**Static Variables (4.1): Common Error**

**Static Variables (4.2): Common Error**

**Static Variables (5.1): Common Error**

**Static Variables (5.2): Common Error**

**Static Variables (5.3): Common Error**