

Exceptions



EECS2030 E&F: Advanced
Object Oriented Programming
Fall 2024

CHEN-WEI WANG

Learning Outcomes

This module is designed to help you learn about:

- Caller vs. Callee in a Method Invocation
- **Error Handling** via Console Message
- The **Catch**-or-**Specify** Requirement
- Example: To Handle or Not to Handle?
- **Error Handling** via Exceptions
- What to Do When an Exception is Thrown at Runtime
- More Examples on Exception Handling

Caller vs. Callee

- Within the body implementation of a method (`{...}`), we may call other methods.

```
1 class C1 {  
2     void m1() {  
3         C2 o = new C2();  
4         o.m2(); /* static type of o is C2 */  
5     }  
6 }
```

- From **Line 4**, we say:
 - Method **C1.m1** (i.e., method `m1` from class `C1`) is the **caller** of method **C2.m2**.
 - Method **C2.m2** is the **callee** of method **C1.m1**.

Stack of Method Calls

- Execution of a Java project *starts* from the *main method* of some class (e.g., `CircleTester`, `BankApplication`).
- Each line of *method call* involves the execution of that method's *body implementation*
 - That method's body implementation may also involve *method calls*, which may in turn involve more *method calls*, and *etc.*
 - It is typical that we end up with *a chain of method calls* !
 - We visualize this chain of method calls as a *call stack* .

For example:

- `Account.withdraw` [top of stack; *latest* called]
- `Bank.withdrawFrom`
- `BankApplication.main` [bottom of stack; *earliest* called]
- The closer a method is to the *top* of the call stack, the *later* its call was made.

Error Reporting via Consoles: Circles (1)

```
1 class Circle {  
2     double radius;  
3     Circle() { /* radius defaults to 0 */ }  
4     void setRadius(double r) {  
5         if (r < 0) { System.out.println("Invalid radius."); }  
6         else { radius = r; }  
7     }  
8     double getArea() { return radius * radius * 3.14; }  
9 }
```

- A negative radius is considered as an *invalid input value* to method `setRadius`.
- What if the **caller** of `Circle.setRadius` passes a negative value for `r`?
 - An error message is *printed to the console* (Line 5) to warn the **caller** of `setRadius`.
 - However, printing an error message to the console *does not force* the **caller** of `setRadius` to stop and handle invalid values of `r`.

Error Reporting via Consoles: Circles (2)

```
1 class CircleCalculator {  
2     public static void main(String[] args) {  
3         Circle c = new Circle();  
4         c.setRadius(-10);  
5         double area = c.getArea();  
6         System.out.println("Area: " + area);  
7     }  
8 }
```

- **L4:** `CircleCalculator.main` is **caller** of `Circle.setRadius`
- A negative radius is passed to `setRadius` in **Line 4**.
- The execution *always flows smoothly* from **Lines 4** to **Line 5**, *even when there was an error* message printed from **Line 4**.
- It is not feasible to check if there is any kind of error message printed to the console right after the execution of **Line 4**.
- **Solution:** A way to force `CircleCalculator.main`, **caller** of `Circle.setRadius`, to realize that things might go wrong.
⇒ When things do go wrong, immediate actions are needed.

Error Reporting via Consoles: Bank (1)

```
class Account {  
    int id; double balance;  
    Account(int id) { this.id = id; /* balance defaults to 0 */ }  
    void deposit(double a) {  
        if (a < 0) { System.out.println("Invalid deposit."); }  
        else { balance += a; }  
    }  
    void withdraw(double a) {  
        if (a < 0 || balance - a < 0) {  
            System.out.println("Invalid withdraw."); }  
        else { balance -= a; }  
    }  
}
```

- A negative deposit or withdraw amount is *invalid*.
- When an *error* occurs, a message is *printed to the console*.
- However, printing error messages does not force the *caller* of `Account.deposit` or `Account.withdraw` to stop and handle invalid values of `a`.

Error Reporting via Consoles: Bank (2)

```
1 class Bank {  
2     Account[] accounts; int numberOfAccounts;  
3     Bank(int id) { ... }  
4     void withdrawFrom(int id, double a) {  
5         for(int i = 0; i < numberOfAccounts; i++) {  
6             if(accounts[i].id == id) {  
7                 accounts[i].withdraw(a);  
8             }  
9         } /* end for */  
10    } /* end withdraw */  
11 }
```

- L7: `Bank.withdrawFrom` is `caller` of `Account.withdraw`
- What if in **Line 7** the value of `a` is negative?
Error message `Invalid withdraw` printed from method `Account.withdraw` to console.
- Impossible to force `Bank.withdrawFrom`, the `caller` of `Account.withdraw`, to stop and handle invalid values of `a`.

Error Reporting via Consoles: Bank (3)

```
1 class BankApplication {
2     public static void main(String[] args) {
3         Scanner input = new Scanner(System.in);
4         Bank b = new Bank(); Account acc1 = new Account(23);
5         b.addAccount(acc1);
6         double a = input.nextDouble();
7         b.withdrawFrom(23, a);
8         System.out.println("Transaction Completed.");
9     }
```

- There is a chain of method calls:
 - BankApplication.main** calls **Bank.withdrawFrom**
 - Bank.withdrawFrom** calls **Account.withdraw**.
- The actual update of balance occurs at the **Account** class.
 - What if in **Line 7** the value of **a** is negative?

Invalid withdraw printed from **Bank.withdrawFrom**,
originated from **Account.withdraw** to console.

- However, impossible to stop **BankApplication.main** from continuing to execute **Line 8**, printing Transaction Completed.
- Solution:** Define error checking only once and let it *propagate*.

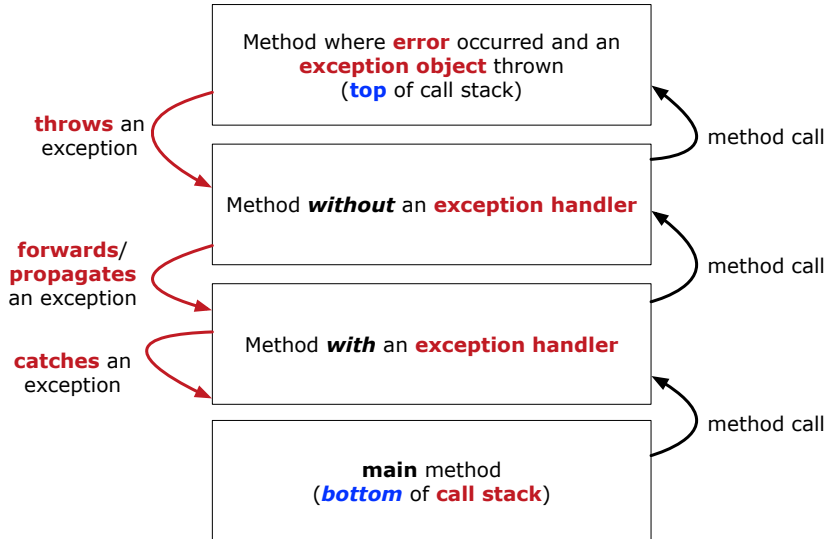
What is an Exception?

- An **exception** is an *event*, which
 - occurs during the *execution of a program*
 - *disrupts the normal flow* of the program's instructions
- When an error occurs within a method:
 - the method throws an exception:
 - first creates an *exception object*
 - then hands it over to the *runtime system*
 - the exception object contains information about the error:
 - type [e.g., `NegativeRadiusException`]
 - the state of the program when the error occurred

What to Do When an Exception Is Thrown? (1)

- After a method *throws an exception*, the *runtime system* searches the corresponding **call stack** for a method that contains a block of code to *handle* the exception.
 - This block of code is called an **exception handler**.
 - An exception handler is **appropriate** if the *type* of the *exception object thrown* matches the *type* that can be handled by the handler.
 - The exception handler chosen is said to *catch* the exception.
 - The search goes from the *top* to the *bottom* of the call stack:
 - The method in which the *error* occurred is searched first.
 - The *exception handler* is not found in the current method being searched ⇒ Search the method that calls the current method, and *etc.*
 - When an appropriate *handler* is found, the *runtime system* passes the exception to the handler.
 - The *runtime system* searches all the methods on the **call stack** without finding an **appropriate exception handler**
⇒ The program terminates and the exception object is directly “thrown” to the console!

What to Do When an Exception Is Thrown? (2)



The Catch or Specify Requirement (1)

Code (e.g., a method call) that might throw certain exceptions must be enclosed by one of the two ways:

1. The “**Catch**” Solution: A `try` statement that **catches** and **handles** the **exception** (**without** propagating that exception to the method's **caller**).

```
main(...) {  
    Circle c = new Circle();  
    try {  
        c.setRadius(-10);  
    }  
    catch (NegativeRadiusException e) {  
        ...  
    }  
}
```

The Catch or Specify Requirement (2)

Code (e.g., a method call) that might throw certain exceptions must be enclosed by one of the two ways:

- 2. The “Specify” Solution:** A method that specifies as part of its **header** that it may (or may not) **throw** the **exception** (which will be thrown to the method's **caller** for handling).

```
class Bank {  
    Account[] accounts; /* attribute */  
    void withdraw (double amount)  
        throws InvalidTransactionException {  
        ...  
        accounts[i].withdraw(amount);  
        ...  
    }  
}
```

Example: to Handle or Not to Handle? (1.1)

Consider the following three classes:

```
class A {  
    ma(int i) {  
        if(i < 0) { /* Error */ }  
        else { /* Do something. */ }  
    } }  

```

```
class B {  
    mb(int i) {  
        A oa = new A();  
        oa.ma(i); /* Error occurs if i < 0 */  
    } }  

```

```
class Tester {  
    public static void main(String[] args) {  
        Scanner input = new Scanner(System.in);  
        int i = input.nextInt();  
        B ob = new B();  
        ob.mb(i); /* Where can the error be handled? */  
    } }  

```

Example: to Handle or Not to Handle? (1.2)

- We assume the following kind of error for negative values:

```
class NegValException extends Exception {  
    NegValException(String s) { super(s); }  
}
```

- The above kind of exception may be thrown by calling `A.ma`.
- We will see three kinds of possibilities of handling this exception:

Version 1:

Handle it in `B.mb`

Version 2:

Pass it from `B.mb` and handle it in `Tester.main`

Version 3:

Pass it from `B.mb`, then from `Tester.main`, then throw it to the console.

Example: to Handle or Not to Handle? (2.1)

Version 1: Handle the exception in B.mb.

```
class A {  
    ma(int i) throws NegValException {  
        if(i < 0) { throw new NegValException("Error."); }  
        else { /* Do something. */ }  
    } }  

```

```
class B {  
    mb(int i) {  
        A oa = new A();  
        try { oa.ma(i); }  
        catch(NegValException nve) { /* Do something. */ }  
    } }  

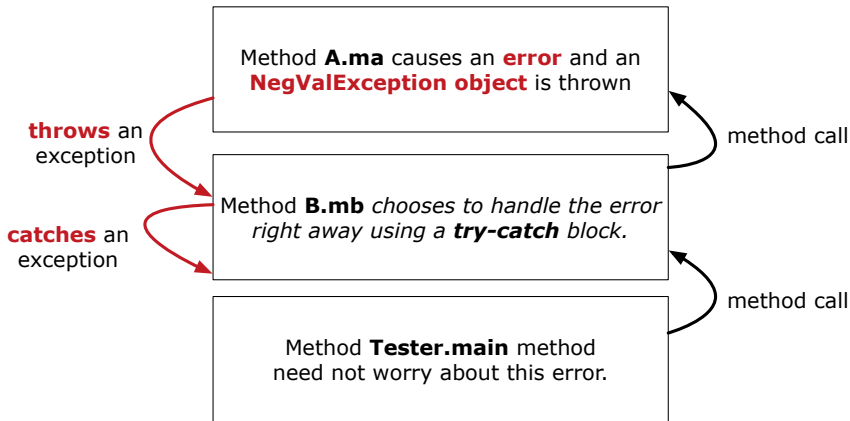
```

```
class Tester {  
    public static void main(String[] args) {  
        Scanner input = new Scanner(System.in);  
        int i = input.nextInt();  
        B ob = new B();  
        ob.mb(i); /* Error, if any, would have been handled in B.mb. */  
    } }  

```

Example: to Handle or Not to Handle? (2.2)

Version 1: Handle the exception in `B.mb`.



Example: to Handle or Not to Handle? (3.1)

Version 2: Handle the exception in `Tester.main`.

```
class A {  
    ma(int i) throws NegValException {  
        if(i < 0) { throw new NegValException("Error."); }  
        else { /* Do something. */ }  
    } }  

```

```
class B {  
    mb(int i) throws NegValException {  
        A oa = new A();  
        oa.ma(i);  
    } }  

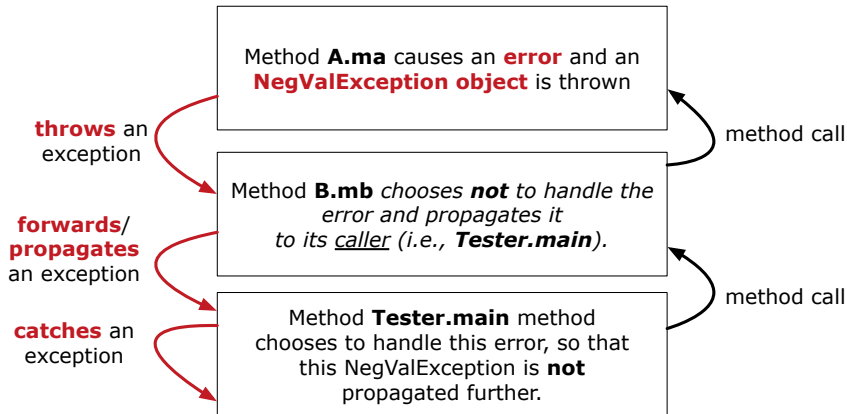
```

```
class Tester {  
    public static void main(String[] args) {  
        Scanner input = new Scanner(System.in);  
        int i = input.nextInt();  
        B ob = new B();  
        try { ob.mb(i); }  
        catch(NegValException nve) { /* Do something. */ }  
    } }  

```

Example: to Handle or Not to Handle? (3.2)

Version 2: Handle the exception in `Tester.main`.



Example: to Handle or Not to Handle? (4.1)

Version 3: Handle in neither of the classes.

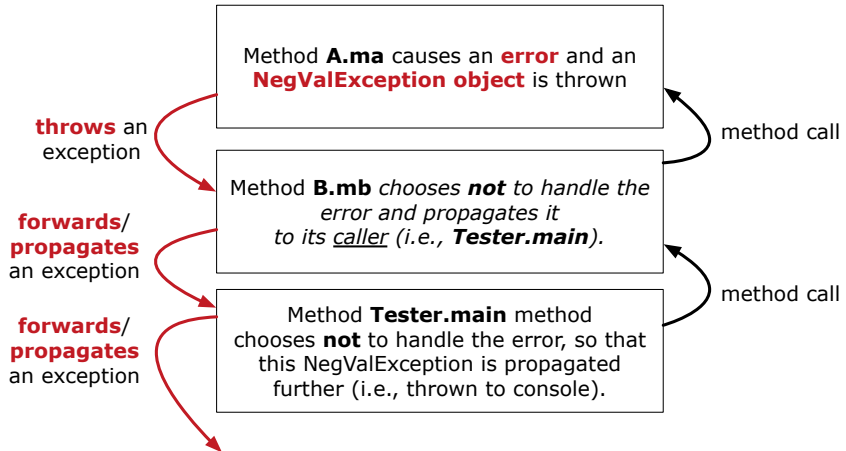
```
class A {  
    ma(int i) throws NegValException {  
        if(i < 0) { throw new NegValException("Error."); }  
        else { /* Do something. */ }  
    }  
}
```

```
class B {  
    mb(int i) throws NegValException {  
        A oa = new A();  
        oa.ma(i);  
    }  
}
```

```
class Tester {  
    public static void main(String[] args) throws NegValException {  
        Scanner input = new Scanner(System.in);  
        int i = input.nextInt();  
        B ob = new B();  
        ob.mb(i);  
    }  
}
```

Example: to Handle or Not to Handle? (4.2)

Version 3: Handle in neither of the classes.



Error Reporting via Exceptions: Circles (1)

```
public class InvalidRadiusException extends Exception {  
    public InvalidRadiusException(String s) {  
        super(s);  
    }  
}
```

- A new kind of `Exception`: `InvalidRadiusException`
- For any method that can have this kind of error, we declare at that method's *header* that it may *throw* an `InvalidRadiusException` object.

Error Reporting via Exceptions: Circles (2)

```
class Circle {  
    double radius;  
    Circle() { /* radius defaults to 0 */ }  
    void setRadius(double r) throws InvalidRadiusException {  
        if (r < 0) {  
            throw new InvalidRadiusException("Negative radius.");  
        }  
        else { radius = r; }  
    }  
    double getArea() { return radius * radius * 3.14; }  
}
```

- As part of the *header* of `setRadius`, we declare that it may *throw* an `InvalidRadiusException` object at runtime.
- Any method that calls `setRadius` will be forced to *deal with this potential error*.

Error Reporting via Exceptions: Circles (3)

```
1 class CircleCalculator1 {  
2     public static void main(String[] args) {  
3         Circle c = new Circle();  
4         try {  
5             c.setRadius(-10);  
6             double area = c.getArea();  
7             System.out.println("Area: " + area);  
8         }  
9         catch(InvalidRadiusException e) {  
10             System.out.println(e);  
11         }  
12     } }
```

- **Lines 6** is forced to be wrapped within a **try-catch** block, since it may *throw* an `InvalidRadiusException` object.
- If an `InvalidRadiusException` object is thrown from **Line 6**, then the normal flow of execution is *interrupted* and we go to the `catch` block starting from **Line 9**.

Error Reporting via Exceptions: Circles (4)

Exercise: Extend `CircleCalculator1`: repeatedly prompt for a new radius value until a valid one is entered (i.e., the `InvalidRadiusException` does not occur).

```
Enter a radius:
```

```
-5
```

```
Radius -5.0 is invalid, try again!
```

```
Enter a radius:
```

```
-1
```

```
Radius -1.0 is invalid, try again!
```

```
Enter a radius:
```

```
5
```

```
Circle with radius 5.0 has area: 78.5
```

Error Reporting via Exceptions: Circles (5)

```
1 public class CircleCalculator2 {  
2     public static void main(String[] args) {  
3         Scanner input = new Scanner(System.in);  
4         boolean inputRadiusIsValid = false;  
5         while(!inputRadiusIsValid) {  
6             System.out.println("Enter a radius:");  
7             double r = input.nextDouble();  
8             Circle c = new Circle();  
9             try { c.setRadius(r);  
10                inputRadiusIsValid = true;  
11                System.out.print("Circle with radius " + r);  
12                System.out.println(" has area: " + c.getArea()); }  
13             catch(InvalidRadiusException e) { print("Try again!"); }  
14         } } }
```

- At L7, if the user's input value is:
 - Non-Negative: L8 – L12. [inputRadiusIsValid set **true**]
 - Negative: L8, L9, L13. [inputRadiusIsValid remains **false**]

Error Reporting via Exceptions: Bank (1)

```
public class InvalidTransactionException extends Exception {  
    public InvalidTransactionException(String s) {  
        super(s);  
    }  
}
```

- A new kind of Exception:
InvalidTransactionException
- For any method that can have this kind of error, we declare at that method's *header* that it may *throw* an InvalidTransactionException object.

Error Reporting via Exceptions: Bank (2)

```
class Account {  
    int id; double balance;  
    Account() { /* balance defaults to 0 */ }  
    void withdraw(double a) throws InvalidTransactionException {  
        if (a < 0 || balance - a < 0) {  
            throw new InvalidTransactionException("Invalid withdraw.");  
        } else { balance -= a; }  
    }  
}
```

- As part of the *header* of `withdraw`, we declare that it may *throw* an `InvalidTransactionException` object at runtime.
- Any method that calls `withdraw` will be forced to *deal with this potential error*.

Error Reporting via Exceptions: Bank (3)

```
class Bank {  
    Account[] accounts; int numberOfAccounts;  
    Account(int id) { ... }  
    void withdraw(int id, double a)  
        throws InvalidTransactionException {  
        for(int i = 0; i < numberOfAccounts; i++) {  
            if(accounts[i].id == id) {  
                accounts[i].withdraw(a);  
            }  
        } /* end for */ } /* end withdraw */ }  
}
```

- As part of the *header* of `withdraw`, we declare that it may *throw* an `InvalidTransactionException` object.
- Any method that calls `withdraw` will be forced to *deal with this potential error*.
- We are *propagating* the potential error for the right party (i.e., `BankApplication`) to handle.

Error Reporting via Exceptions: Bank (4)

```
1 class BankApplication {  
2     public static void main(String[] args) {  
3         Bank b = new Bank();  
4         Account accl = new Account(23);  
5         b.addAccount(accl);  
6         Scanner input = new Scanner(System.in);  
7         double a = input.nextDouble();  
8         try {  
9             b.withdraw(23, a);  
10            System.out.println(accl.balance); }  
11        catch (InvalidTransactionException e) {  
12            System.out.println(e); } } }
```

- **Lines 9** is forced to be wrapped within a **try-catch** block, since it may **throw** an `InvalidTransactionException` object.
- If an `InvalidTransactionException` object is thrown from **Line 9**, then the normal flow of execution is interrupted and we go to the `catch` block starting from **Line 11**.

More Examples (1)

```
double r = ...;
double a = ...;
try{
    Bank b = new Bank();
    b.addAccount(new Account(34));
    b.deposit(34, 100);
    b.withdraw(34, a);
    Circle c = new Circle();
    c.setRadius(r);
    System.out.println(r.getArea());
}
catch(NegativeRadiusException e) {
    System.out.println(r + " is not a valid radius value.");
    e.printStackTrace();
}
catch(InvalidTransactionException e) {
    System.out.println(r + " is not a valid transaction value.");
    e.printStackTrace();
}
```


More Example (2.1)

The `Integer` class supports a method for parsing Strings:

```
public static int parseInt(String s)
    throws NumberFormatException
```

e.g., `Integer.parseInt("23")` returns 23

e.g., `Integer.parseInt("twenty-three")` throws a `NumberFormatException`

Write a fragment of code that prompts the user to enter a string (using `nextLine` from `Scanner`) that represents an integer.

If the user input is not a valid integer, then prompt them to enter again.

More Example (2.2)

```
Scanner input = new Scanner(System.in);
boolean validInteger = false;
while (!validInteger) {
    System.out.println("Enter an integer:");
    String userInput = input.nextLine();
    try {
        int userInteger = Integer.parseInt(userInput);
        validInteger = true;
    }
    catch (NumberFormatException e) {
        System.out.println(userInput + " is not a valid integer.");
        /* validInteger remains false */
    }
}
```

Beyond this lecture...

- Practice creating a new **exception** class upon a method throwing it in the body of implementation (e.g., `InvalidRadiusException`, `InvalidTransactionException`).
- Play with the source code:
 - `ExceptionsCircleAndBank.zip`
 - `ExceptionsToHandleOrNotToHandle.zip`

Tip. Change input values so as to explore, in Eclipse **debugger**, possible (**normal** vs. **abnormal**) **execution paths**.

Index (1)

Learning Outcomes

Caller vs. Callee

Stack of Method Calls

Error Reporting via Consoles: Circles (1)

Error Reporting via Consoles: Circles (2)

Error Reporting via Consoles: Bank (1)

Error Reporting via Consoles: Bank (2)

Error Reporting via Consoles: Bank (3)

What is an Exception?

What to Do When an Exception Is Thrown? (1)

What to Do When an Exception Is Thrown? (2)

Index (2)

The Catch or Specify Requirement (1)

The Catch or Specify Requirement (2)

Example: to Handle or Not to Handle? (1.1)

Example: to Handle or Not to Handle? (1.2)

Example: to Handle or Not to Handle? (2.1)

Example: to Handle or Not to Handle? (2.2)

Example: to Handle or Not to Handle? (3.1)

Example: to Handle or Not to Handle? (3.2)

Example: to Handle or Not to Handle? (4.1)

Example: to Handle or Not to Handle? (4.2)

Error Reporting via Exceptions: Circles (1)

Index (3)

Error Reporting via Exceptions: Circles (2)

Error Reporting via Exceptions: Circles (3)

Error Reporting via Exceptions: Circles (4)

Error Reporting via Exceptions: Circles (5)

Error Reporting via Exceptions: Bank (1)

Error Reporting via Exceptions: Bank (2)

Error Reporting via Exceptions: Bank (3)

Error Reporting via Exceptions: Bank (4)

More Examples (1)

More Example (2.1)

More Example (2.2)

Index (4)

Beyond this lecture. . .