



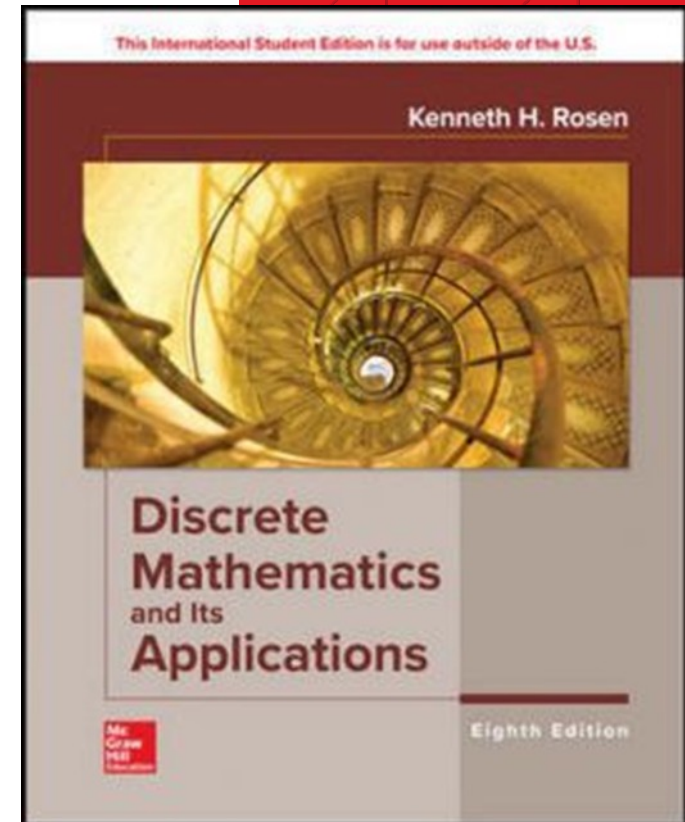
# Making the Most of Your Course Tools

Connect® Course Resources for  
MATH1019



# About Your Course

Course Name	Discrete Math for Computer Science
Course Code	MATH1019
Course Instructor	Neal Madras
Resource	Discrete Mathematics, 8e
Resource Author	Rosen
Connect is required for a % of your grade	



**Need help logging in?**  
[Click here](#) to speak with our  
Digital Technical Support team

## Why Connect?

Connect is your personalized digital learning platform that makes studying and getting work done easier and more convenient than ever.



Maximize your study time with a learning path tailored to you.



Save time – access assignments & learning tools in one place.

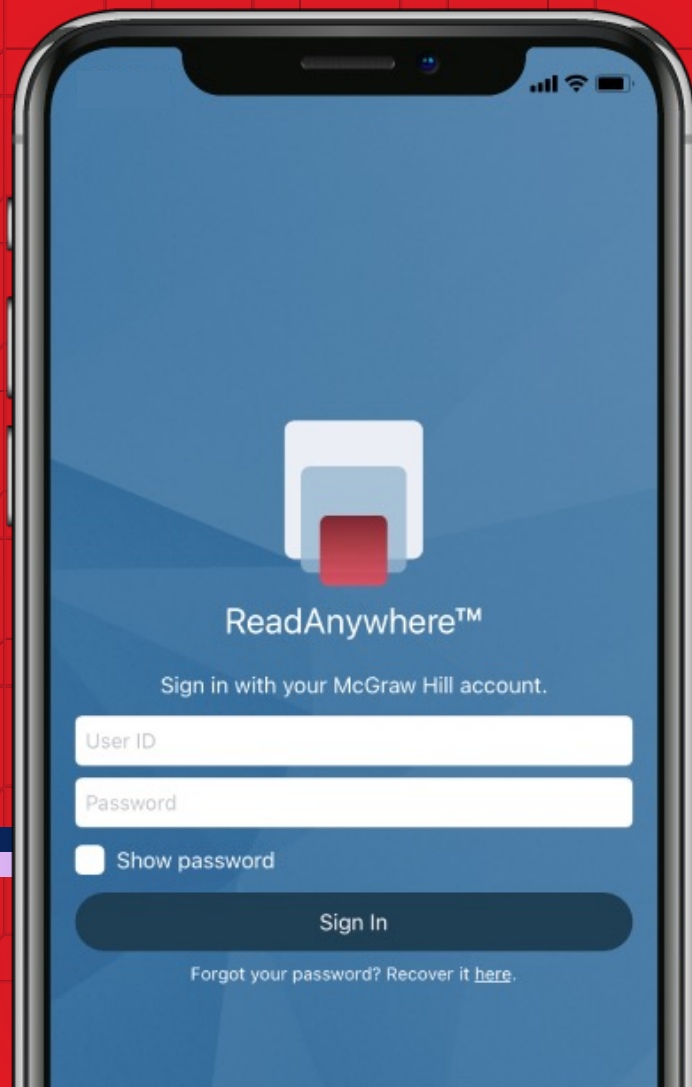


Get immediate feedback & track progress to achieve your goals.



Learn online or offline, anytime, anywhere.





# ReadAnywhere App

The FREE ReadAnywhere App makes it easy to read your Connect eBook on your smartphone or tablet so you can study anywhere, anytime.

- Complete SmartBook assignments
- Listen to your textbook with audio functionality
- Sync assignments & notes
- Download & read chapters
- Work online or offline
- Highlight and take notes

## Download Now





# Purchase Options



## Print + Connect Package

### Available at:

Bookstore: \$129.95  
mheducation.ca: \$129.95

You will receive a Connect access card, plus colour, print bound version of the complete text and access to:

- eBook, homework and adaptive assignments, and study resources
- Personalize your learning, save time completing homework, and maximize your course grade
- Download the free ReadAnywhere App for offline access to eBook and resources

McGraw Hill offers a variety of purchase options so you can choose the flexible course materials that suit your learning style.

## Connect Online Access

### Available at:

Bookstore: \$111.40  
mheducation.ca: \$99.00

Receive instant access to:

- eBook, homework and adaptive assignments, and study resources
- Personalize your learning, save time completing homework, and maximize your course grade
- Download the free ReadAnywhere App for offline access to eBook and resources

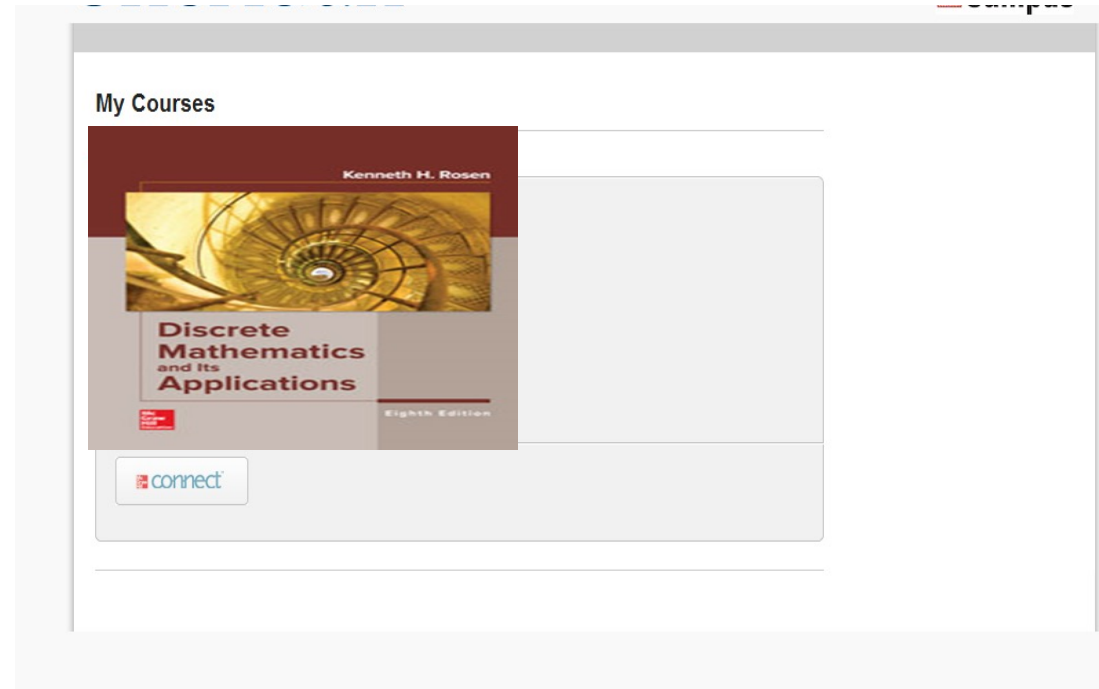
## + Optional Upgrade

\$30.00

Available within your paid Connect account, purchase a loose-leaf version of the print text.

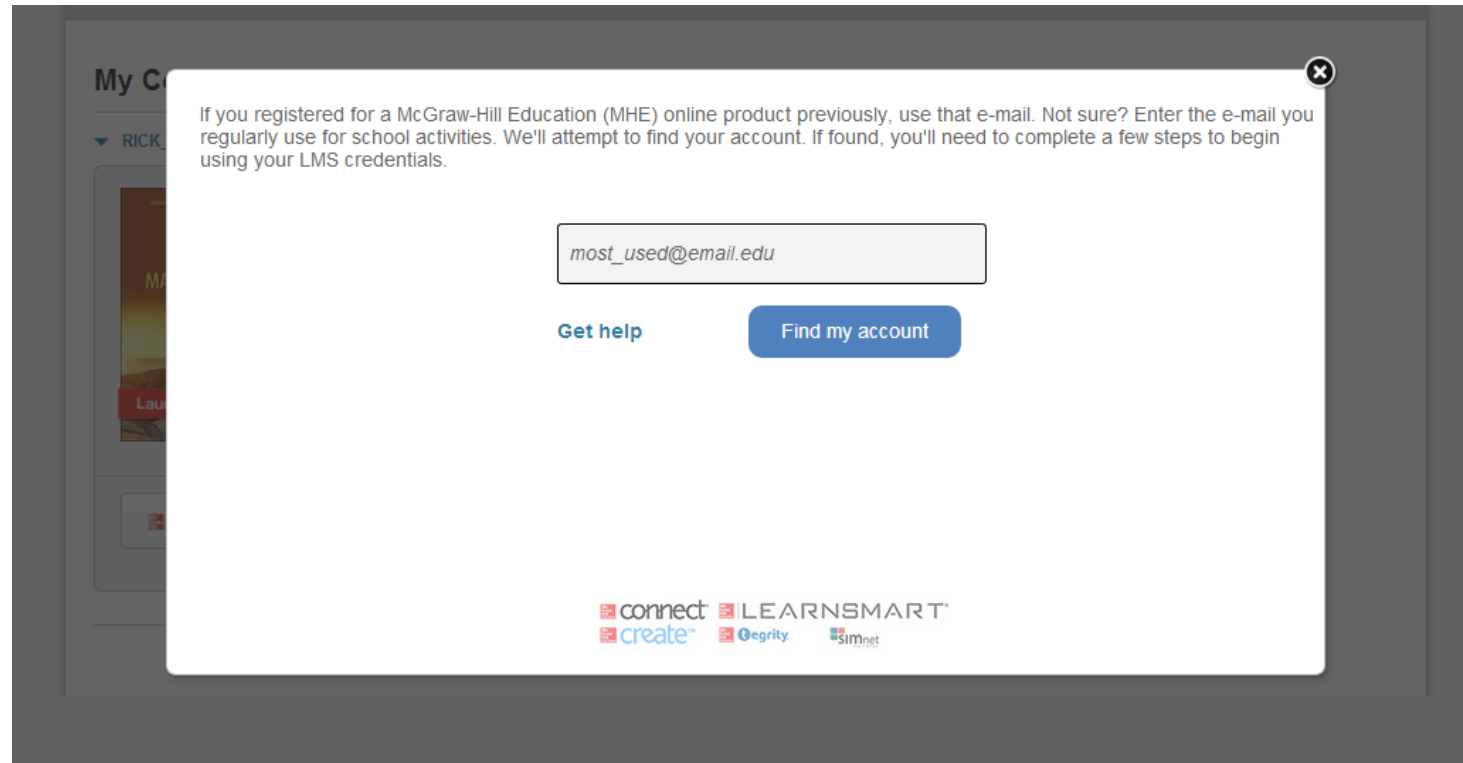
# How to Register

Your text should be shown under the course. Click the Connect button at bottom.



# How to Register






If you have previously used McGraw Hill Connect, enter the email address you have previously used. If unsure, try an email you may have used.



A screenshot of a web application showing a modal window for account recovery. The modal is white with a dark gray border and a close button in the top right corner. It contains instructions for finding an account, a text input field with placeholder text, two buttons, and logos for McGraw-Hill Education products at the bottom.

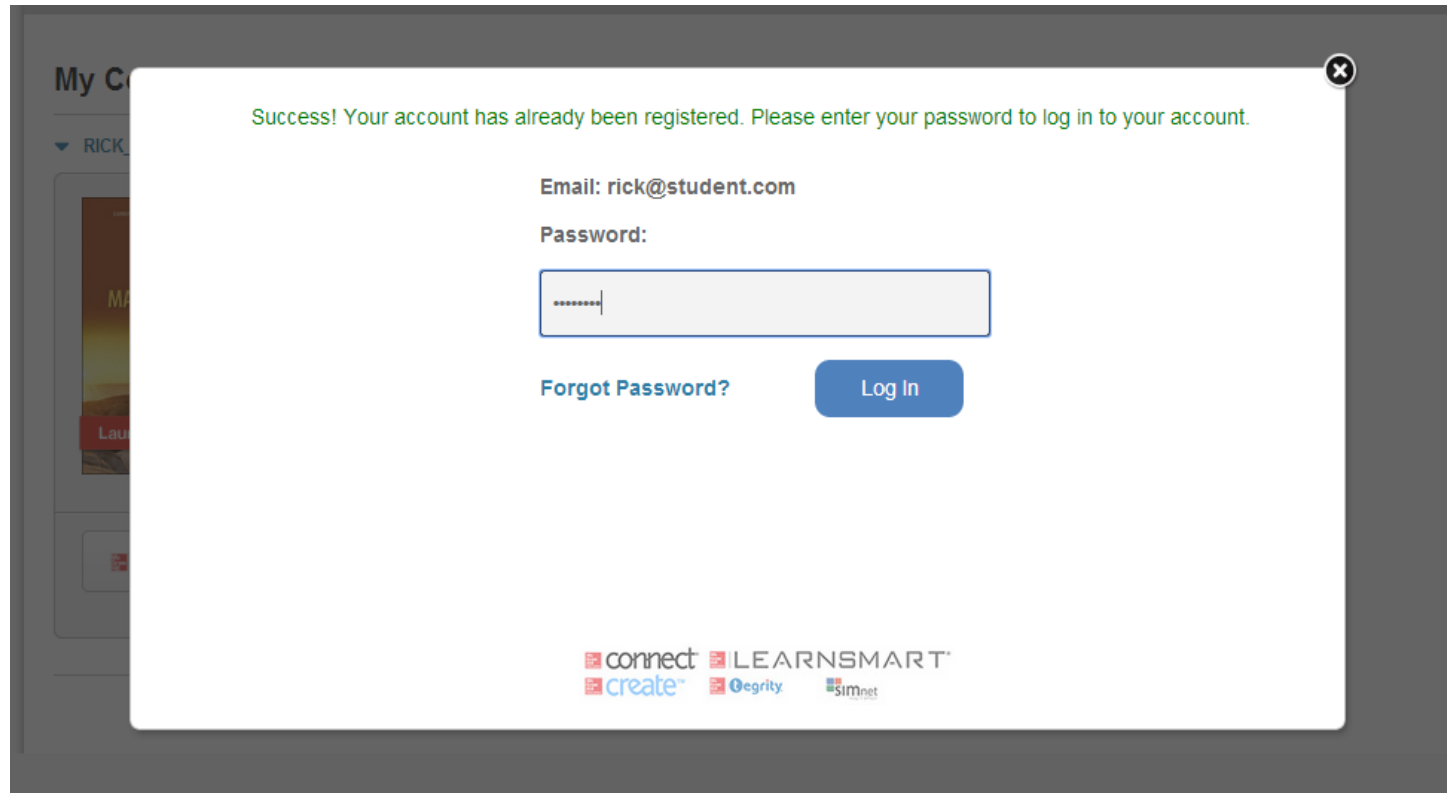
If you registered for a McGraw-Hill Education (MHE) online product previously, use that e-mail. Not sure? Enter the e-mail you regularly use for school activities. We'll attempt to find your account. If found, you'll need to complete a few steps to begin using your LMS credentials.

[Get help](#) [Find my account](#)

## How to Register

If your account is found, enter your password, or click “forgot password” if you don’t know.



My C

▼ RICK

MA

Lau

Success! Your account has already been registered. Please enter your password to log in to your account.

Email: rick@student.com

Password:

.....

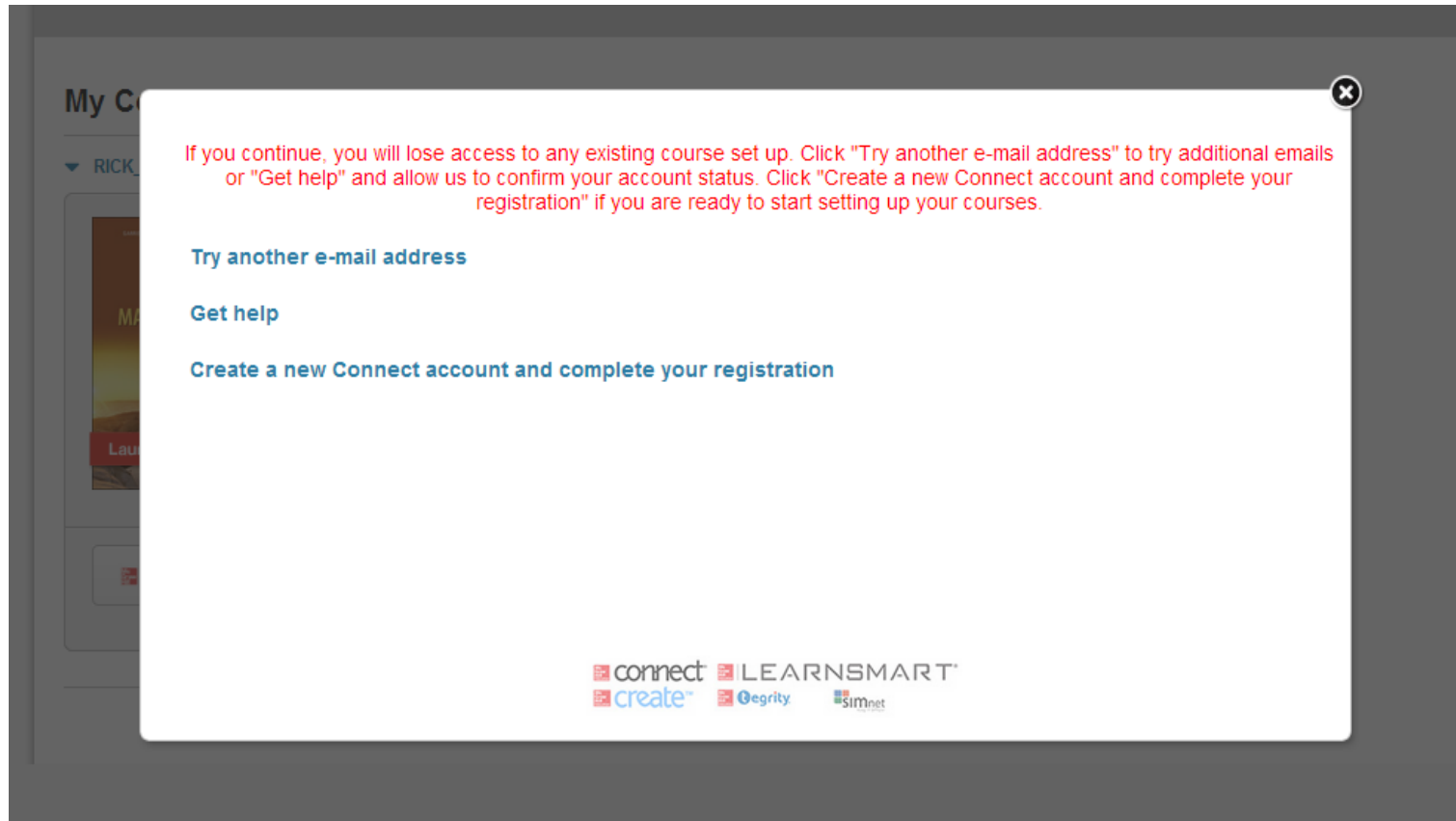
[Forgot Password?](#) [Log In](#)

connect LEARNSMART<sup>™</sup>  
create egrity simnet



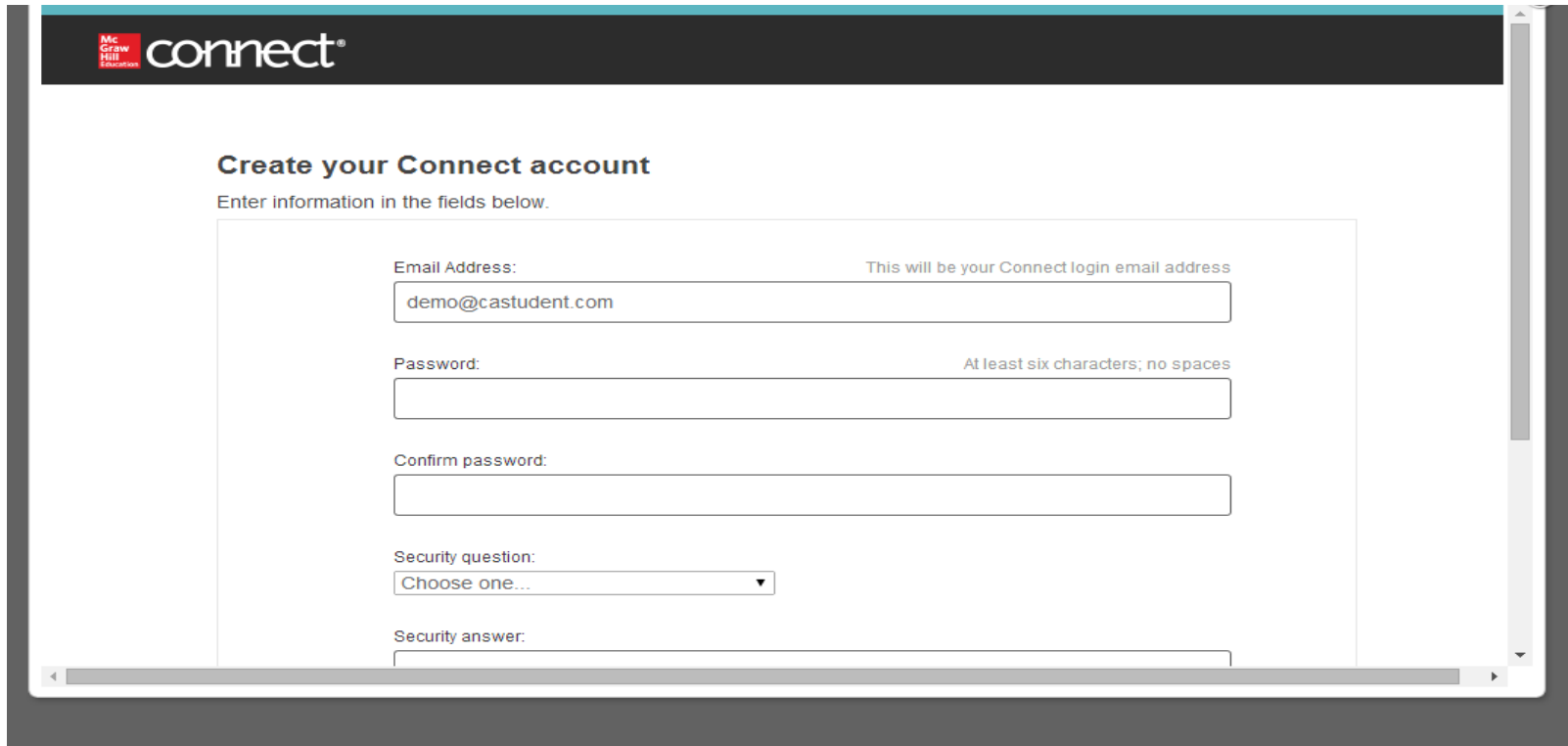
# How to Register

If your email was not found, you can try another email address, or complete a new registration.



# How to Register

For new registrations, enter your email address, choose a password and security questions (in case you forget a password in the future.)



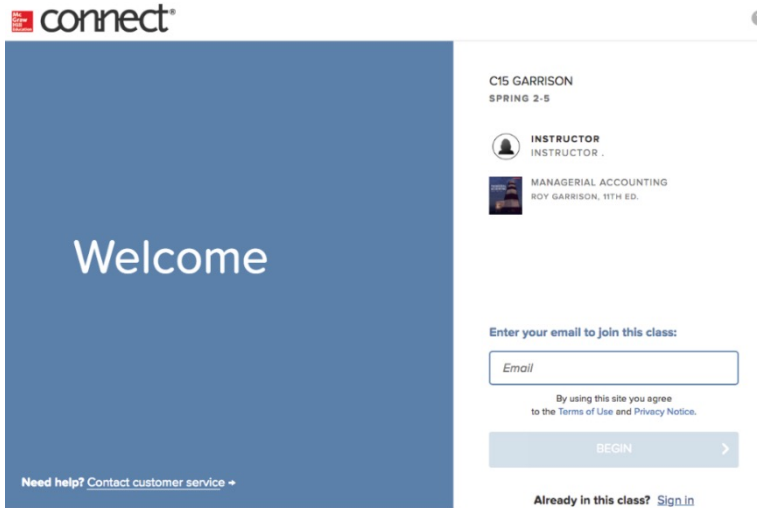
The screenshot shows a web browser window displaying the McGraw Hill Connect registration page. The page has a dark header with the McGraw Hill logo and the word "connect" in white. Below the header, the main content area is white and contains the heading "Create your Connect account" followed by the instruction "Enter information in the fields below." The registration form is enclosed in a light gray border and includes the following fields:

- Email Address:** A text input field containing "demo@castudent.com". To the right of the field is the text "This will be your Connect login email address".
- Password:** A text input field. To the right of the field is the text "At least six characters; no spaces".
- Confirm password:** A text input field.
- Security question:** A dropdown menu with the text "Choose one..." and a downward arrow.
- Security answer:** A text input field.

The browser window has a standard scrollbar on the right side.

# How to Register

1



connect®

C15 GARRISON  
SPRING 2-5

**INSTRUCTOR**  
INSTRUCTOR .

**MANAGERIAL ACCOUNTING**  
ROY GARRISON, 11TH ED.

## Welcome

Enter your email to join this class:

Email

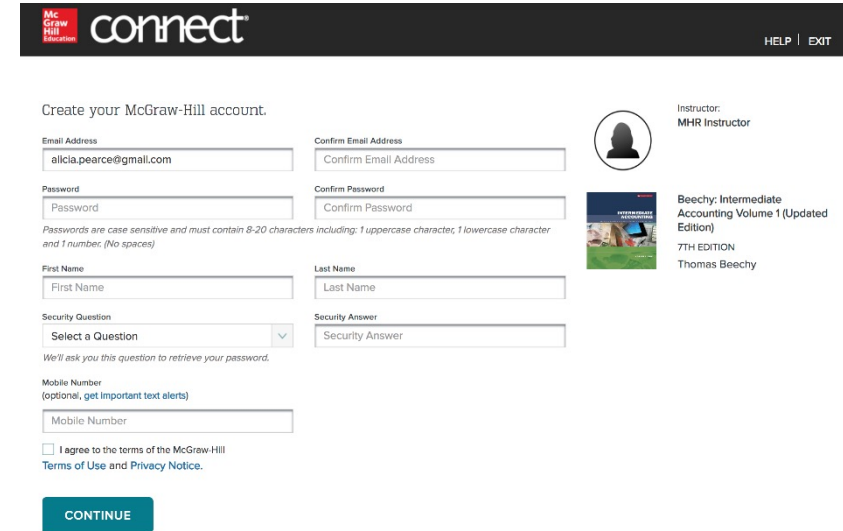
By using this site you agree to the Terms of Use and Privacy Notice.

BEGIN

Already in this class? [Sign In](#)

Need help? [Contact customer service](#)

2



connect®

HELP | EXIT

Create your McGraw-Hill account.

Email Address:  Confirm Email Address:

Password:  Confirm Password:

Passwords are case sensitive and must contain 8-20 characters including: 1 uppercase character, 1 lowercase character and 1 number. (No spaces)

First Name:  Last Name:

Security Question:  Security Answer:

We'll ask you this question to retrieve your password.

Mobile Number (optional, get important text alerts):

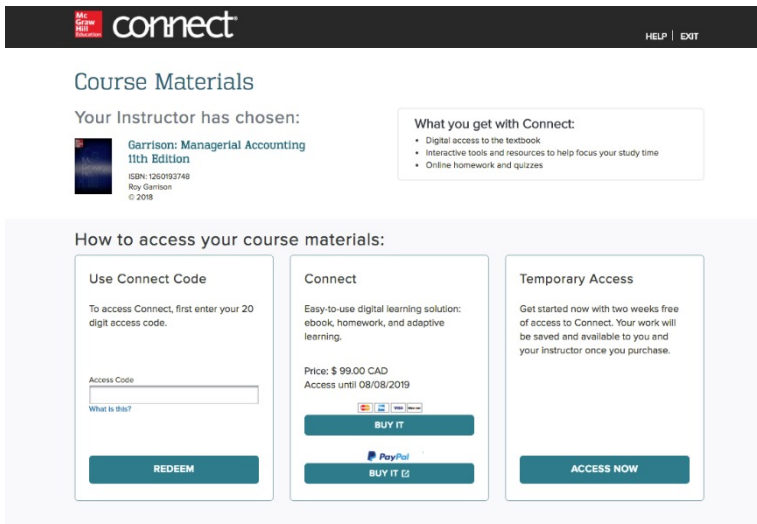
☐ I agree to the terms of the McGraw-Hill Terms of Use and Privacy Notice.

CONTINUE

**Instructor:**  
MHR Instructor

**Beechy: Intermediate Accounting Volume 1 (Updated Edition)**  
7TH EDITION  
Thomas Beechy

3



connect®

HELP | EXIT

## Course Materials

Your Instructor has chosen:

**Garrison: Managerial Accounting 11th Edition**  
ISBN: 1260193748  
Roy Garrison  
© 2018

**What you get with Connect:**

- Digital access to the textbook
- Interactive tools and resources to help focus your study time
- Online homework and quizzes

### How to access your course materials:

**Use Connect Code**

To access Connect, first enter your 20 digit access code.

Access Code:

[What is this?](#)

REDEEM

**Connect**

Easy-to-use digital learning solution: ebook, homework, and adaptive learning.

Price: \$ 99.00 CAD  
Access until 08/08/2019

BUY IT

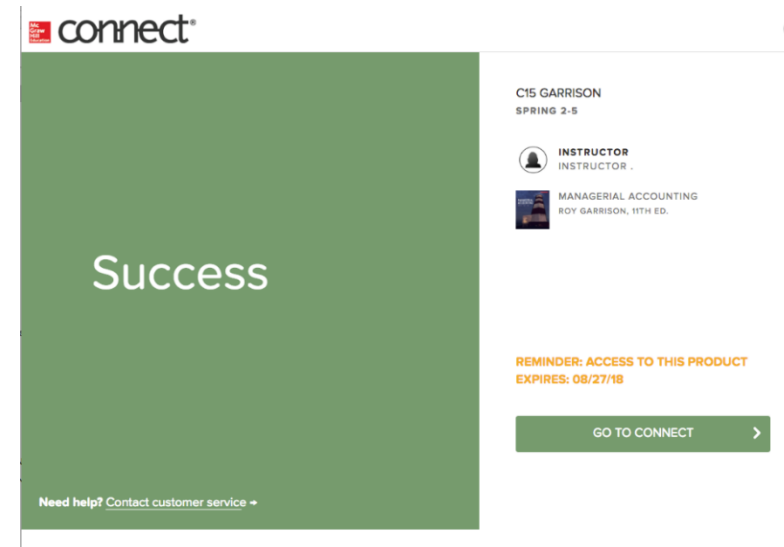
BUY IT

**Temporary Access**

Get started now with two weeks free of access to Connect. Your work will be saved and available to you and your instructor once you purchase.

ACCESS NOW

4



connect®

HELP | EXIT

## Success

C15 GARRISON  
SPRING 2-5

**INSTRUCTOR**  
INSTRUCTOR .

**MANAGERIAL ACCOUNTING**  
ROY GARRISON, 11TH ED.

**REMINDER: ACCESS TO THIS PRODUCT EXPIRES: 08/27/18**

GO TO CONNECT

Need help? [Contact customer service](#)

## Best Practices



- Use Google Chrome as your internet browser
- Clear your browser cache prior to the start of an assignment, simulation, quiz or exam.
- Complete a Computer Compatibility Check.
- Complete the assignment, simulation, quiz or exam on your laptop or desktop rather than a mobile device.

### Reminders

- Connect should be loaded on ONE session of your browser and only ONE tab within your browser.
- Use an ethernet cable to directly connect your device to your internet modem for faster speeds.
- Limit the number of applications running and devices connected to your wireless internet while completing your assignment.

# Accessibility & Support



## Accessibility

If you have any questions or concerns about interacting with our products, please contact your institution's Accessibility Office.



## Support

We're here to help. If you need technical help with Connect, get in touch with our experts:

- Phone: (800) 331 5094 (USA & Canada)
- Web: [Get in touch](#)

## Support Hours (ET)

### Sunday

12 PM – 12 AM

### Monday - Thursday

24 Hours

### Friday

12 AM – 9 PM

### Saturday

10 AM – 8 PM