

Binary Search Trees



EECS2011 X:
Fundamentals of Data Structures
Winter 2023

CHEN-WEI WANG

Learning Outcomes of this Lecture

This module is designed to help you understand:

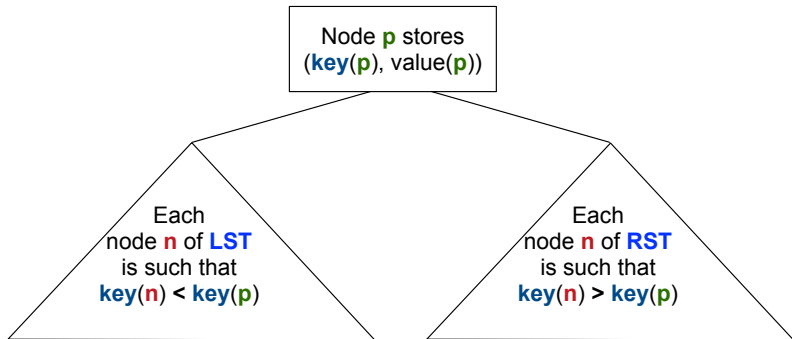
- **Binary Search Trees (BSTs)** = **BTs** + **Search Property**
- Implementing a **Generic** BST in Java
- BST Operations:
 - **Searching**: Implementation, Visualization, RT
 - **Insertion**: (Sketch of) Implementation, Visualization, RT
 - **Deletion**: (Sketch of) Implementation, Visualization, RT

Binary Search Tree: Recursive Definition

A **Binary Search Tree** (**BST**) is a **BT** satisfying the **search property**:

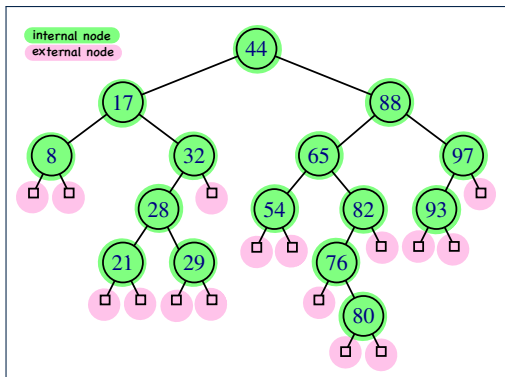
Each **internal node** p stores an **entry**, a key-value pair (k, v) , such that:

- For each node n in the **LST** of p : $\text{key}(n) < \text{key}(p)$
- For each node n in the **RST** of p : $\text{key}(n) > \text{key}(p)$



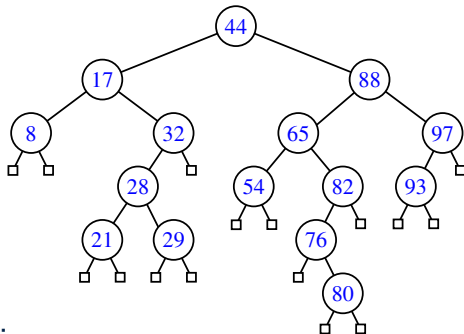
BST: Internal Nodes vs. External Nodes

- We store key-value pairs only in *internal nodes*.
- Recall how we treat *header* and *trailer* in a DLL.
- We treat *external nodes* as *sentinels*, in order to simplify the *coding logic* of BST algorithms.



BST: Sorting Property

- An *in-order traversal* of a **BST** will result in a sequence of nodes whose *keys* are arranged in an *ascending order*.
- Unless necessary, we may only show *keys* in BST nodes:



Justification:

- In-Order Traversal: Visit *LST*, then *root*, then *RST*.
- Search Property of BST: keys in *LST/RST* $</>$ *root*'s key

Implementation: Generic BST Nodes

```
public class BSTNode<E> {  
    private int key; /* key */  
    private E value; /* value */  
    private BSTNode<E> parent; /* unique parent node */  
    private BSTNode<E> left; /* left child node */  
    private BSTNode<E> right; /* right child node */  
  
    public BSTNode() { ... }  
    public BSTNode(int key, E value) { ... }  
  
    public boolean isExternal() {  
        return this.getLeft() == null && this.getRight() == null;  
    }  
    public boolean isInternal() {  
        return !this.isExternal();  
    }  
    public int getKey() { ... }  
    public void setKey(int key) { ... }  
    public E getValue() { ... }  
    public void setValue(E value) { ... }  
    public BSTNode<E> getParent() { ... }  
    public void setParent(BSTNode<E> parent) { ... }  
    public BSTNode<E> getLeft() { ... }  
    public void setLeft(BSTNode<E> left) { ... }  
    public BSTNode<E> getRight() { ... }  
    public void setRight(BSTNode<E> right) { ... }  
}
```

Implementation: BST Utilities – Traversal

```
import java.util.ArrayList;
public class BSTUtilities<E> {
    public ArrayList<BSTNode<E>> inOrderTraversal(BSTNode<E> root) {
        ArrayList<BSTNode<E>> result = null;
        if(root.isInternal()) {
            result = new ArrayList<>();

            if(root.getLeft().isInternal) {
                result.addAll(inOrderTraversal(root.getLeft()));
            }

            result.add(root);

            if(root.getRight().isInternal) {
                result.addAll(inOrderTraversal(root.getRight()));
            }
        }
        return result;
    }
}
```

Testing: Connected BST Nodes

Constructing a **BST** is similar to constructing a **General Tree** :

```
@Test
public void test_binary_search_trees_construction() {
    BSTNode<String> n28 = new BSTNode<>(28, "alan");
    BSTNode<String> n21 = new BSTNode<>(21, "mark");
    BSTNode<String> n35 = new BSTNode<>(35, "tom");
    BSTNode<String> extN1 = new BSTNode<>();
    BSTNode<String> extN2 = new BSTNode<>();
    BSTNode<String> extN3 = new BSTNode<>();
    BSTNode<String> extN4 = new BSTNode<>();
    n28.setLeft(n21); n21.setParent(n28);
    n28.setRight(n35); n35.setParent(n28);
    n21.setLeft(extN1); extN1.setParent(n21);
    n21.setRight(extN2); extN2.setParent(n21);
    n35.setLeft(extN3); extN3.setParent(n35);
    n35.setRight(extN4); extN4.setParent(n35);
    BSTUtilities<String> u = new BSTUtilities<>();
    ArrayList<BSTNode<String>> inOrderList = u.inOrderTraversal(n28);
    assertTrue(inOrderList.size() == 3);
    assertEquals(21, inOrderList.get(0).getKey());
    assertEquals("mark", inOrderList.get(0).getValue());
    assertEquals(28, inOrderList.get(1).getKey());
    assertEquals("alan", inOrderList.get(1).getValue());
    assertEquals(35, inOrderList.get(2).getKey());
    assertEquals("tom", inOrderList.get(2).getValue());
}
```

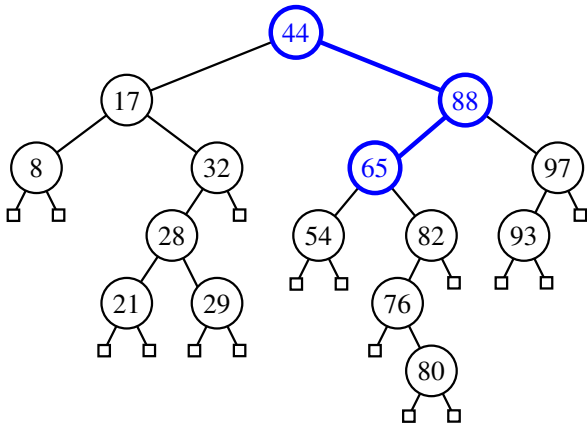

Implementing BST Operation: Searching

Given a **BST** rooted at node **p**, to locate a particular **node** whose **key** matches **k**, we may view it as a **decision tree**.

```
public BSTNode<E> search(BSTNode<E> p, int k) {
    BSTNode<E> result = null;
    if(p.isExternal()) {
        result = p; /* unsuccessful search */
    }
    else if(p.getKey() == k) {
        result = p; /* successful search */
    }
    else if(k < p.getKey()) {
        result = search(p.getLeft(), k); /* recur on LST */
    }
    else if(k > p.getKey()) {
        result = search(p.getRight(), k); /* recur on RST */
    }
    return result;
}
```

Visualizing BST Operation: Searching (1)

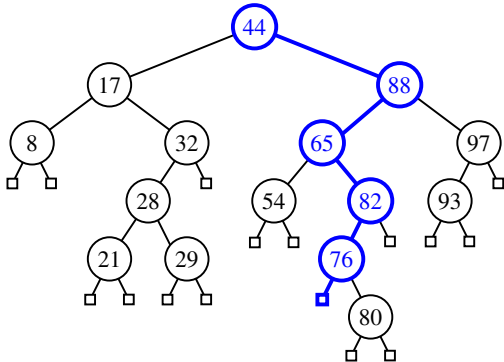
A **successful** search for **key 65**:



The **internal node** storing key 65 is returned.

Visualizing BST Operation: Searching (2)

- An *unsuccessful* search for *key 68*:



The *external, left child node* of the *internal node* storing *key 76* is returned.

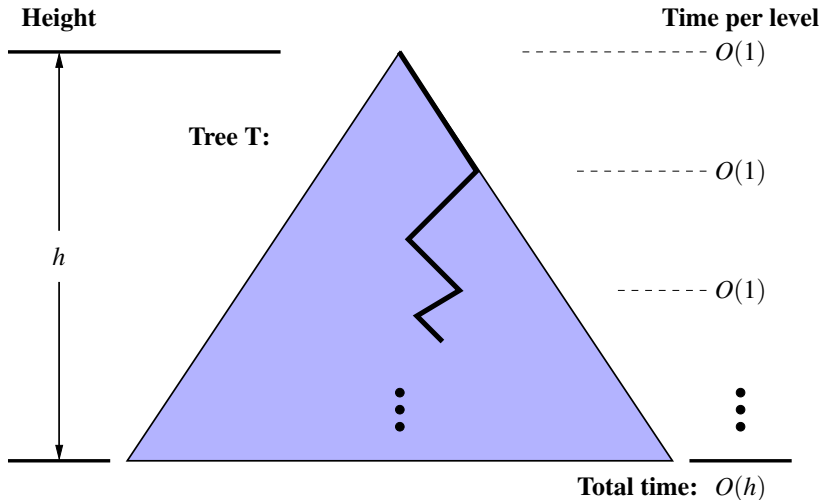
- Exercise*: Provide *keys* for different *external nodes* to be returned.

Testing BST Operation: Searching

```
@Test
public void test_binary_search_trees_search() {
    BSTNode<String> n28 = new BSTNode<>(28, "alan");
    BSTNode<String> n21 = new BSTNode<>(21, "mark");
    BSTNode<String> n35 = new BSTNode<>(35, "tom");
    BSTNode<String> extN1 = new BSTNode<>();
    BSTNode<String> extN2 = new BSTNode<>();
    BSTNode<String> extN3 = new BSTNode<>();
    BSTNode<String> extN4 = new BSTNode<>();
    n28.setLeft(n21); n21.setParent(n28);
    n28.setRight(n35); n35.setParent(n28);
    n21.setLeft(extN1); extN1.setParent(n21);
    n21.setRight(extN2); extN2.setParent(n21);
    n35.setLeft(extN3); extN3.setParent(n35);
    n35.setRight(extN4); extN4.setParent(n35);

    BSTUtilities<String> u = new BSTUtilities<>();
    /* search existing keys */
    assertTrue(n28 == u.search(n28, 28));
    assertTrue(n21 == u.search(n28, 21));
    assertTrue(n35 == u.search(n28, 35));
    /* search non-existing keys */
    assertTrue(extN1 == u.search(n28, 17)); /* *17* < 21 */
    assertTrue(extN2 == u.search(n28, 23)); /* 21 < *23* < 28 */
    assertTrue(extN3 == u.search(n28, 33)); /* 28 < *33* < 35 */
    assertTrue(extN4 == u.search(n28, 38)); /* 35 < *38* */
}
```

RT of BST Operation: Searching (1)



RT of BST Operation: Searching (2)

- Recursive calls of `search` are made on a *path* which
 - Starts from the **root**
 - Goes down one *level* at a time
 - RT of deciding from each node to go to LST or RST? [$O(1)$]
 - Stops when the key is found or when a *leaf* is reached
 - Maximum** number of nodes visited by the search? [$h + 1$]
- \therefore RT of **search on a BST** is $O(h)$
- Recall: Given a BT with n nodes, the **height h** is bounded as:

$$\log(n + 1) - 1 \leq h \leq n - 1$$
 - Best** RT of a **binary search** is $O(\log(n))$ [*balanced* BST]
 - Worst** RT of a **binary search** is $O(n)$ [*ill-balanced* BST]
- Binary search** on non-linear vs. linear structures:

| | Search on a BST | Binary Search on a Sorted Array |
|----------|------------------------|--|
| START | Root of BST | Middle of Array |
| PROGRESS | LST or RST | Left Half or Right Half of Array |
| BEST RT | $O(\log(n))$ | $O(\log(n))$ |
| WORST RT | $O(n)$ | |

Sketch of BST Operation: Insertion

To **insert** an **entry** (with **key** k & **value** v) into a BST rooted at **node** n :

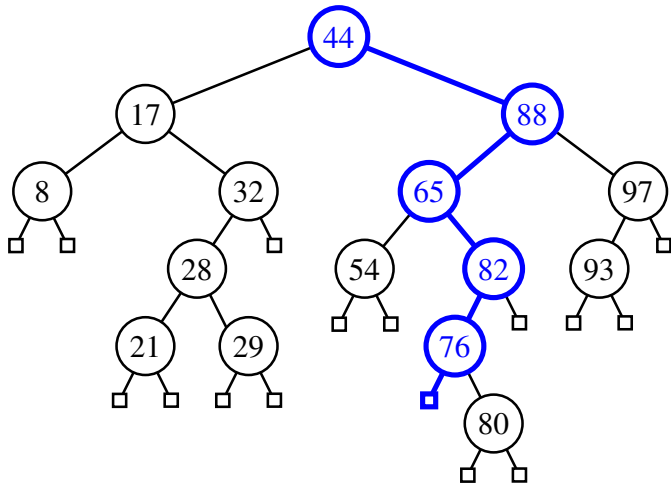
- Let node p be the return value from `search(n, k)`.
- If p is an **internal node**
 - ⇒ Key k exists in the BST.
 - ⇒ Set p 's value to v .
- If p is an **external node**
 - ⇒ Key k does **not** exist in the BST.
 - ⇒ Set p 's key and value to k and v .

Running time?

[$O(h)$]

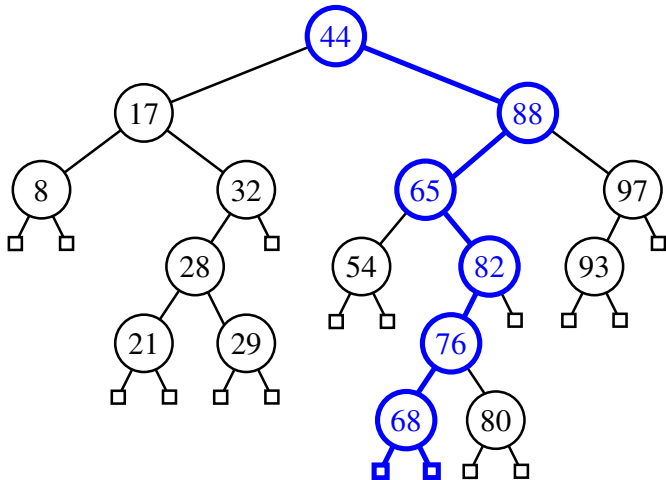
Visualizing BST Operation: Insertion (1)

Before *inserting* an entry with *key 68* into the following BST:



Visualizing BST Operation: Insertion (2)

After *inserting* an entry with **key 68** into the following BST:



Exercise on BST Operation: Insertion

Exercise: In BSTUtilities class, **implement** and **test** the
`void insert(BSTNode<E> p, int k, E v)` method.

Sketch of BST Operation: Deletion

To **delete** an **entry** (with **key** k) from a BST rooted at **node** n :

Let node p be the return value from `search(n, k)`.

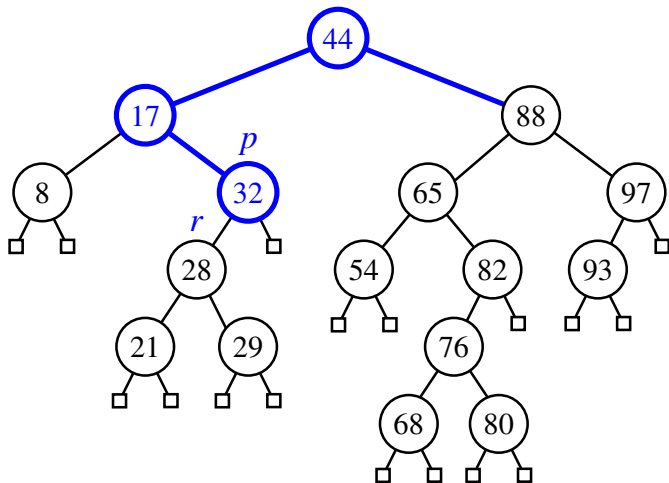
- **Case 1:** Node p is **external**.
 k is not an existing key \Rightarrow Nothing to remove
- **Case 2:** Both of node p 's child nodes are **external**.
 No "orphan" subtrees to be handled \Rightarrow Remove p [Still BST?]
- **Case 3:** One of the node p 's children, say r , is **internal**.
 • r 's sibling is **external** \Rightarrow Replace node p by node r [Still BST?]
- **Case 4:** Both of node p 's children are **internal**.
 - Let r be the **right-most internal node** p 's **LST**.
 $\Rightarrow r$ contains the **largest key s.t. key(r) < key(p)**.
 - Exercise:** Can r contain the **smallest key s.t. key(r) > key(p)**?
 - Overwrite node p 's entry by node r 's entry. [Still BST?]
 - r being the **right-most internal node** may have:
 - ◊ Two **external child nodes** \Rightarrow Remove r as in **Case 2**.
 - ◊ An **external, RC** & an **internal LC** \Rightarrow Remove r as in **Case 3**.

Running time?

[$O(h)$]

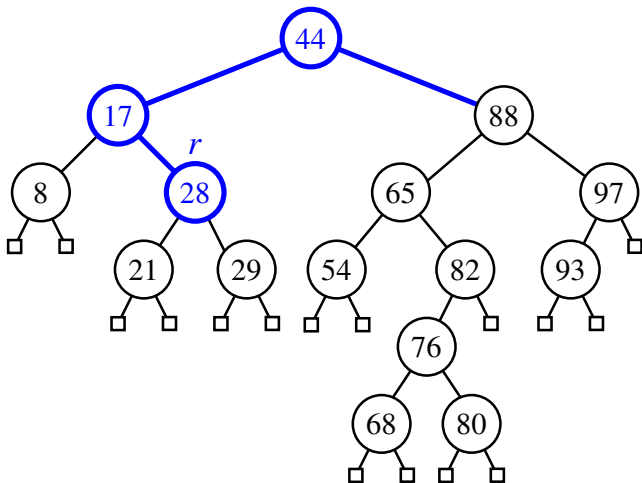
Visualizing BST Operation: Deletion (1.1)

(Case 3) Before **deleting** the node storing **key 32**:



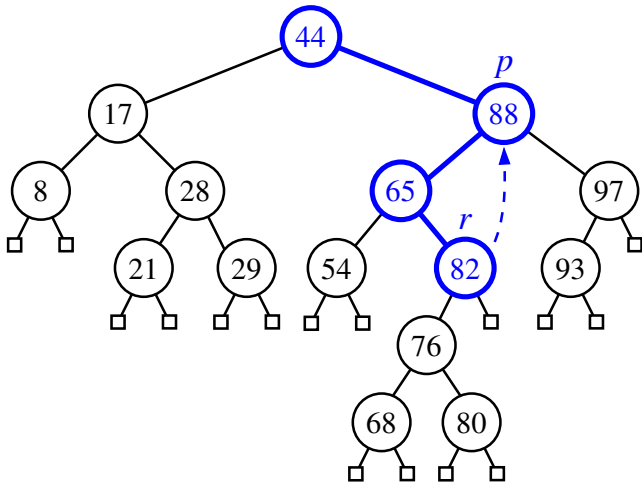
Visualizing BST Operation: Deletion (1.2)

(Case 3) After **deleting** the node storing **key 32**:



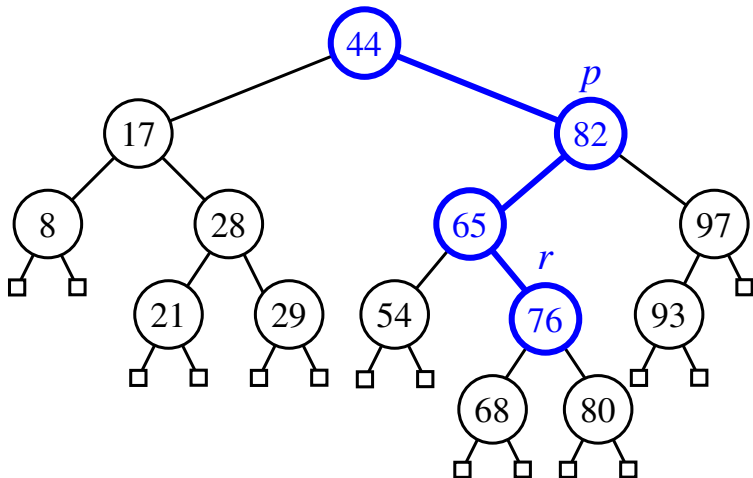
Visualizing BST Operation: Deletion (2.1)

(Case 4) Before **deleting** the node storing **key 88**:



Visualizing BST Operation: Deletion (2.2)

(Case 4) After **deleting** the node storing **key 88**:



Exercise on BST Operation: Deletion

Exercise: In `BSTUtilities` class, **implement** and **test** the `void delete(BSTNode<E> p, int k)` method.

Index (1)

Learning Outcomes of this Lecture

Binary Search Tree: Recursive Definition

BST: Internal Nodes vs. External Nodes

BST: Sorting Property

Implementation: Generic BST Nodes

Implementation: BST Utilities – Traversal

Testing: Connected BST Nodes

Implementing BST Operation: Searching

Visualizing BST Operation: Searching (1)

Visualizing BST Operation: Searching (2)

Testing BST Operation: Searching

Index (2)

RT of BST Operation: Searching (1)

RT of BST Operation: Searching (2)

Sketch of BST Operation: Insertion

Visualizing BST Operation: Insertion (1)

Visualizing BST Operation: Insertion (2)

Exercise on BST Operation: Insertion

Sketch of BST Operation: Deletion

Visualizing BST Operation: Deletion (1.1)

Visualizing BST Operation: Deletion (1.2)

Visualizing BST Operation: Deletion (2.1)

Visualizing BST Operation: Deletion (2.2)

Index (3)

Exercise on BST Operation: Deletion