

# Loops



EECS2030 F: Advanced  
Object Oriented Programming  
Fall 2022

CHEN-WEI WANG

# Assumption

---

- It is assumed that you already completed the *Week 4 Java Tutorials*:  
[https://www.youtube.com/playlist?list=PL5dxAmCmjv\\_4yEdqdvaQH4LppQvGstofS](https://www.youtube.com/playlist?list=PL5dxAmCmjv_4yEdqdvaQH4LppQvGstofS)  
which introduces the syntax of `for`-loops and `while`-loops.

# Learning Outcomes

Understand about **Loops** :

- Motivation: *Repetition* of *similar actions*
- Two common loops: `for` and `while`
- Primitive vs. Compound Statements
- *Nesting* loops within `if` statements
- *Nesting* `if` statements within loops
- Common Errors and Pitfalls

# Extra Practice?

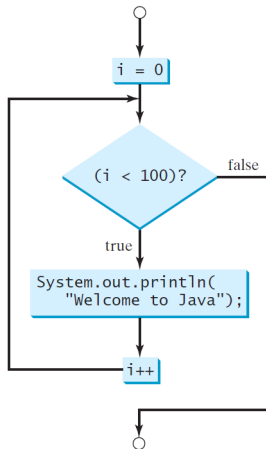
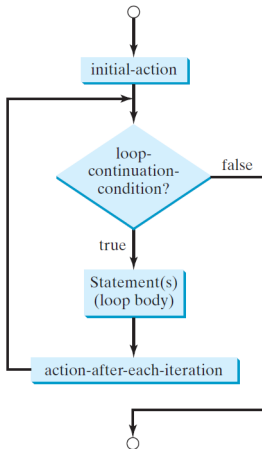
- Java project archive: `Lecture_03_Loops.zip` contains some of the lecture examples.  
Expanded it: *remaining examples* and **your own examples** !
- *Optional (but recommended)*: **Videos 20 – 33** from W19 Java tutorial:  
[https://www.eecs.yorku.ca/~jackie/teaching/tutorials/index.html#java\\_from\\_scratch](https://www.eecs.yorku.ca/~jackie/teaching/tutorials/index.html#java_from_scratch)

# Motivation of Loops

- We may want to **repeat** the *similar action(s)* for a (bounded) number of times.  
e.g., Print the “Hello World” message for 100 times  
e.g., To find out the maximum value in a list of numbers
- We may want to **repeat** the *similar action(s)* under certain circumstances.  
e.g., Keep letting users enter new input values for calculating the BMI until they enter “quit”
- *Loops* allow us to repeat similar actions either
  - **for** a specified number of times; or
  - **while** a specified condition holds *true*.

# The for Loop (1)

```
for (int i = 0; i < 100; i ++) {
    System.out.println("Welcome to Java!");
}
```



## The for Loop (2)

```
for (int i = 0; i < 100; i ++) {
    System.out.println("Welcome to Java!");
}
```

<i>i</i>	<i>i</i> < 100	Enter/Stay Loop?	Iteration	Actions
0	0 < 100	<i>True</i>	1	print, <i>i</i> ++
1	1 < 100	<i>True</i>	2	print, <i>i</i> ++
2	2 < 100	<i>True</i>	3	print, <i>i</i> ++
...				
99	99 < 100	<i>True</i>	100	print, <i>i</i> ++
100	100 < 100	<i>False</i>	—	—

- The number of **iterations** (i.e., 100) corresponds to the number of times the loop body is executed.
- # of times that we check the **stay condition (SC)** (i.e., 101) is # of iterations (i.e., 100) plus 1. [ *True* × 100; *False* × 1 ]

## The for Loop (3)

```
for ( int i = 0; i < 100; i ++ ) {  
    System.out.println("Welcome to Java!");  
}
```

- The “*initial-action*” is executed *only once*, so it may be moved right before the for loop.
- The “*action-after-each-iteration*” is executed repetitively to *make progress*, so it may be moved to the end of the for loop body.

```
int i = 0;  
for (; i < 100; ) {  
    System.out.println("Welcome to Java!");  
    i ++;  
}
```



# The for Loop: Exercise (1)

Compare the behaviour of this program

```
for (int count = 0; count < 100; count ++) {  
    System.out.println("Welcome to Java!");  
}
```

and this program

```
for (int count = 1; count < 201; count += 2) {  
    System.out.println("Welcome to Java!");  
}
```

- Are the outputs same or different?
- It is similar to asking if the two intervals

$[0, 1, 2, \dots, 100)$  and  $[1, 3, 5, \dots, 201)$

contain the same number of integers.

- *Same*, both loop bodies run exactly 100 times and do not depend on the value of *count*.

## The for Loop: Exercise (2)

Compare the behaviour of this program

```
int count = 0;
for (; count < 100; ) {
    System.out.println("Welcome to Java " + count + "!");
    count ++; /* count = count + 1; */
}
```

and this program

```
int count = 1;
for (; count <= 100; ) {
    System.out.println("Welcome to Java " + count + "!");
    count ++; /* count = count + 1; */
}
```

Are the outputs same or different? *Different*, both loop body run exactly 100 times and depend on the value of *count*.

## The for Loop: Exercise (3)

Compare the behaviour of the following three programs:

```
for (int i = 1; i <= 5 ; i ++ ) {  
    System.out.print(i); }
```

**Output:** 12345

```
int i = 1;  
for ( ; i <= 5 ; ) {  
    System.out.print(i);  
    i ++; }
```

**Output:** 12345

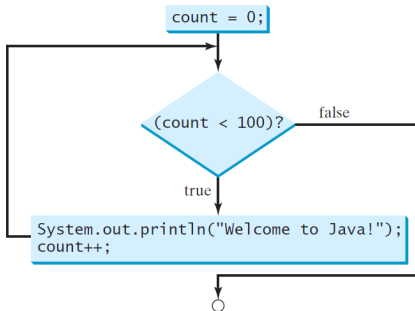
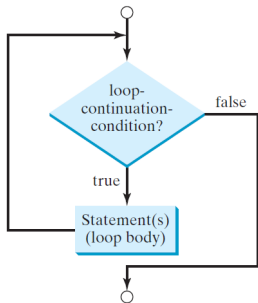
```
int i = 1;  
for ( ; i <= 5 ; ) {  
    i ++;  
    System.out.print(i); }
```

**Output:** 23456

# The while Loop (1)

```

int count = 0;
while (count < 100) {
    System.out.println("Welcome to Java!");
    count ++; /* count = count + 1; */
}
    
```



## The while Loop (2)

```
int j = 3;
while (j < 103) {
    System.out.println("Welcome to Java!");
    j++; /* j = j + 1; */ }
```

<i>j</i>	<i>j</i> < 103	Enter/Stay Loop?	Iteration	Actions
3	3 < 103	<i>True</i>	1	print, <i>j</i> ++
4	4 < 103	<i>True</i>	2	print, <i>j</i> ++
5	5 < 103	<i>True</i>	3	print, <i>j</i> ++
...				
102	102 < 103	<i>True</i>	100	print, <i>j</i> ++
103	103 < 103	<i>False</i>	—	—

- The number of **iterations** (i.e., 100) corresponds to the number of times the loop body is executed.
- # of times that we check the **stay condition (SC)** (i.e., 101) is # of iterations (i.e., 100) plus 1. [ *True* × 100; *False* × 1 ]

# The while Loop: Exercise (1)

Compare the behaviour of this program

```
int count = 0;
while (count < 100) {
    System.out.println("Welcome to Java!");
    count ++; /* count = count + 1; */
}
```

and this program

```
int count = 1;
while (count <= 100) {
    System.out.println("Welcome to Java!");
    count ++; /* count = count + 1; */
}
```

Are the outputs same or different? *Same*, both loop bodies run exactly 100 times and do not depend on the value of *count*.

## The while Loop: Exercise (2)

Compare the behaviour of this program

```
int count = 0;
while (count < 100) {
    System.out.println("Welcome to Java " + count + "!");
    count ++; /* count = count + 1; */
}
```

and this program

```
int count = 1;
while (count <= 100) {
    System.out.println("Welcome to Java " + count + "!");
    count ++; /* count = count + 1; */
}
```

Are the outputs same or different? *Different*, both loop body run exactly 100 times and depend on the value of *count*.

# Primitive Statement vs. Compound Statement



- A **statement** is a block of Java code that modifies value(s) of some variable(s).
- An assignment (=) statement is a **primitive statement**: it only modifies its left-hand-side (LHS) variable.
- A `for` or `while` loop statement is a **compound statement**: the loop body may modify more than one variables via other statements (e.g., assignments, `if` statements, and `for` or `while` statements).
  - e.g., a loop statement may contain as its body `if` statements
  - e.g., a loop statement may contain as its body loop statements
  - e.g., an `if` statement may contain as its body loop statements



## Compound Loop: Exercise (1.1)

How do you **extend** the following program

```
System.out.println("Enter a radius value:");  
double radius = input.nextDouble();  
double area = radius * radius * 3.14;  
System.out.println("Area is " + area);
```

with the ability to **repeatedly** prompt the user for a radius value, until they explicitly enter a negative radius value to terminate the program (in which case an error message is also printed)?

```
System.out.println("Enter a radius value:");  
double radius = input.nextDouble();  
while (radius >= 0) {  
    double area = radius * radius * 3.14;  
    System.out.println("Area is " + area);  
    System.out.println("Enter a radius value:");  
    radius = input.nextDouble(); }  
System.out.println("Error: negative radius value.");
```

## Compound Loop: Exercise (1.2)

Another alternative: Use a boolean variable `isPositive`

```
1 System.out.println("Enter a radius value:");
2 double radius = input.nextDouble();
3 boolean isPositive = radius >= 0;
4 while (isPositive) {
5     double area = radius * radius * 3.14;
6     System.out.println("Area is " + area);
7     System.out.println("Enter a radius value:");
8     radius = input.nextDouble();
9     isPositive = radius >= 0; }
10 System.out.println("Error: negative radius value.");
```

- In **L2**: What if user enters 2? What if user enters -2?
- Say in **L2** user entered 2, then in **L8**:  
What if user enters 3? What if user enters -3?
- What if `isPositive = radius >= 0` in **L9** is missing?

## Compound Loop: Exercise (1.3)

Another alternative: Use a boolean variable `isNegative`

```
1 System.out.println("Enter a radius value:");
2 double radius = input.nextDouble();
3 boolean isNegative = radius < 0;
4 while (!isNegative) {
5     double area = radius * radius * 3.14;
6     System.out.println("Area is " + area);
7     System.out.println("Enter a radius value:");
8     radius = input.nextDouble();
9     isNegative = radius < 0; }
10 System.out.println("Error: negative radius value.");
```

- In **L2**: What if user enters 2? What if user enters -2?
- Say in **L2** user entered 2, then in **L8**:  
What if user enters 3? What if user enters -3?
- What if `isNegative = radius < 0` in **L9** is missing?

# Converting between `for` and `while` Loops (1)



- To convert a `while` loop to a `for` loop, leave the initialization and update parts of the `for` loop empty.

```
while(B) {  
    /* Actions */  
}
```

is equivalent to:

```
for( ; B ; ) {  
    /* Actions */  
}
```

where *B* is any valid Boolean expression.

- However, when there is not a loop counter (i.e., *i*, *count*, etc.) that you intend to explicitly maintain, stick to a `while` loop.

## Converting between for and while Loops (2)

- To convert a `for` loop to a `while` loop, move the initialization part immediately before the `while` loop and place the update part at the end of the `while` loop body.

```
for(int i = 0 ; B ; i ++ ) {  
    /* Actions */  
}
```

is equivalent to:

```
int i = 0;  
while(B) {  
    /* Actions */  
    i ++;  
}
```

where  $B$  is any valid Boolean expression.

- However, when there is a loop counter (i.e.,  $i$ ,  $count$ ,  $etc.$ ) that you intend to explicitly maintain, stick to a `for` loop.

# Stay Condition (SC) vs. Exit Condition (1)

- A `for (...; SC ; ...)` loop or a `while(SC)` loop
  - *stays* to repeat its body **as long as** SC evaluates to *true*.
  - *exits as soon as* its SC evaluates to *false*.
- Say we have two Boolean variables:

```
boolean p, q;
```

- When does the loop exit (i.e., stop repeating Action 1)?

```
while(p && q) { /* Action 1 */ }
```

`!(p && q)`

this is equivalent to `!p || !q`

- When does the loop exit (i.e., stop repeating Action 2)?

```
while(p || q) { /* Action 2 */ }
```

`!(p || q)`

this is equivalent to `!p && !q`

## Stay Condition (SC) vs. Exit Condition (2)

Consider the following loop:

```
int x = input.nextInt();
while(10 <= x || x <= 20) {
    /* body of while loop */
}
```

- It compiles, but has a logical error. Why?
- Think about the **exit condition**:
  - $!(10 \leq x \mid\mid x \leq 20)$  [ $\therefore$  *negation* of stay condition]
  - $!(10 \leq x) \ \&\& \ !(x \leq 20)$  [ $\therefore$  law of disjunction]
  - $10 > x \ \&\& \ x > 20$  [ $\therefore$  law of negation]
- $10 > x \ \&\& \ x > 20$  is equivalent to *false*, since there is no number smaller than 10 and larger than 20 at the same time.
- An exit condition being *false* means that there is no way to exit from the loop! [infinite loops are *BAD!*]

- A *well-specified computational problem* precisely describes the desired *input/output relationship*.
  - **Input:** A sequence of  $n$  numbers  $\langle a_1, a_2, \dots, a_n \rangle$
  - **Output:** The maximum number  $max$  in the input array, such that  $max \geq a_i$ , where  $1 \leq i \leq n$
  - An *instance* of the problem:  $\langle 3, 1, 2, 5, 4 \rangle$
- A *data structure* is a systematic way to store and organize data in order to facilitate *access* and *modifications*.
- An *algorithm* is:
  - A solution to a well-specified *computational problem*
  - A *sequence of computational steps* that takes value(s) as *input* and produces value(s) as *output*
- Steps in an *algorithm* manipulate well-chosen *data structure(s)*.



# Arrays: A Simple Data Structure

- An array is a *linear* sequence of elements.

940	880	830	790	750	660	650	590	510	440
0	1	2	3	4	5	6	7	8	9

- Types* of elements in an array are the *same*.

- an array of integers
- an array of doubles
- an array of characters
- an array of strings
- an array of booleans

```
[int []]
[double []]
[char []]
[String []]
[boolean []]
```

- Each element in an array is associated with an integer index.
- Range of valid indices** of an array is constrained by its *size*.
  - The 1st element of an array has the index *0*.
  - The 2nd has index 1.
  - The *i<sup>th</sup>* element has index *i - 1*.
  - The last element of an array has the index value that is equal to the *size of the array minus one*.

# Arrays: Initialization and Indexing

- Initialize a new array object with a *fixed* size:

```
String[] names = new String[10];
```

- Alternatively, initialize a new array explicitly with its contents:

```
String[] names = {"Alan", "Mark", "Tom"};
```

- Access elements in an array through indexing:

```
String first = names[0];  
String last = names[names.length - 1];
```

An illegal index triggers an *ArrayIndexOutOfBoundsException*.

# Arrays: Iterations

- Iterate through an array using a *for-loop*:

```
for (int i = 0; i < names.length; i++) {  
    System.out.println (names[i]);  
}
```

- Iterate through an array using a *while-loop*:

```
int i = 0;  
while (i < names.length) {  
    System.out.println (names[i]);  
    i++;  
}
```

# Array Iterations: Translating for to while (1)

- Use either when you intend to iterate through the entire array.

```
int[] a = new int[100];
for(int i = 0; i < a.length; i++) {
    /* Actions to repeat. */
}
```

In a `for` loop, the *initialization* and *update* of the *loop counter* `i` are specified as part of the loop header.

```
int[] a = new int[100];
int i = 0;
while(i < a.length) {
    /* Actions to repeat. */
    i++;
}
```

In a `while` loop, the *loop counter* `i`

- Is *initialized* outside and before the loop header
- Is *updated* at the end of the loop body

# Array Iterations: Translating `for` to `while` (2)

- In both the `for` and `while` loops:
  - The stay/continuation conditions are *identical*.
  - The loop counter *i* is initialized only *once* before first entrance.
  - In each iteration, the loop counter *i* is executed *at the end* of the loop body.

## Problem: Calculating Average

**Problem:** Given an array `numbers` of integers, how do you print its average?

e.g., Given array `{1, 2, 6, 8}`, print `4.25`.

```
int sum = 0;
for(int i = 0; i < numbers.length; i++) {
    sum += numbers[i];
}
double average = (double) sum / numbers.length;
System.out.println("Average is " + average);
```

**Q:** What's the printout when the array is empty

(e.g., `int[] numbers = {};`)?

**A:** Division by zero (i.e., `numbers.length` is 0). Fix?

# Problem: Conditional Printing

Given an integer array:

```
int[] a = {2, 1, 3, 4, -4, 10}
```

How do you print out positive numbers only?

**Hint:** Use a `for` loop to *iterate* over the array. In the loop body, *conditionally* print out positive numbers only.

```
1 for(int i = 0; i < a.length; i ++) {  
2     if (a[i] > 0) {  
3         System.out.println(a[i]);  
4     }  
5 }
```

**Exercise:** Write the equivalent using a `while` loop.

# Problem: Printing Comma-Separated Lists

**Problem:** Given an array `names` of strings, how do you print its contents separated by commas and ended with a period?

e.g., Given array `{" Alan", " Mark", " Tom" }`,  
print "Names: Alan, Mark, Tom."

```
System.out.print("Names:")
for(int i = 0; i < names.length; i ++ ) {
    System.out.print(names[i]);
    if (i < names.length - 1) {
        System.out.print(", ");
    }
}
System.out.println(".");
```



# Problem: Printing Backwards

**Problem:** Given an array `numbers` of integers, how do you print its contents backwards?

e.g., Given array {1,2,3,4}, print 4 3 2 1.

**Solution 1:** Change bounds and updates of loop counter.

```
for(int i = numbers.length - 1; i >= 0; i --) {  
    System.out.println(numbers[i]);  
}
```

**Solution 2:** Change indexing.

```
for(int i = 0; i < numbers.length; i ++) {  
    System.out.println(numbers[names.length - i - 1]);  
}
```

## Problem: Finding Maximum

**Problem:** Given a *non-empty* integer array,

e.g., `int[] a = {2, 1, 3, 4, -4, 10}`, find its maximum.

**Hint:** *Iterate* over the array. In the loop body, maintain the *maximum found so far* and update it when necessary.

```
1 int max = a[0];
2 for(int i = 0; i < a.length; i++) {
3     if (a[i] > max) { max = a[i]; }
4 }
5 System.out.println("Maximum is " + max);
```

**Q:** What if we change the initialization in **L1** to `int max = 0`?

**A: No** ∵ Contents of `a` may be all smaller than this initial value (e.g., all negatives).

**Q:** What if we change the initialization in **L2** to `int i = 1`?

**A: YES** ∵ `a[0] > a[0]` is always *false* anyway.

# Problem: Finding Maximum (Tracing)

```

1  int[] a = {2, 1, 3, 4, -4, 10}
2  int max = a[0];
3  for(int i = 0; i < a.length; i++) {
4      if (a[i] > max) {
5          max = a[i]; } }
6  System.out.println("Maximum is " + max);
  
```

<i>i</i>	<i>a[i]</i>	<i>a[i] &gt; max</i>	update <i>max</i> ?	<i>max</i>
0	-	-	-	2
0	2	<i>false</i>	N	2
1	1	<i>false</i>	N	2
2	3	<i>true</i>	Y	3
3	4	<i>true</i>	Y	4
4	-4	<i>false</i>	N	4
5	10	<i>true</i>	Y	10

# Problem: All Positive?

**Problem:** Given an array of numbers, determine if it contains *all* positive number. [ UNIVERSAL PROPERTY ]

```
1 int[] numbers = {2, 3, -1, 4, 5};
2 boolean soFarOnlyPosNums = true;
3 int i = 0;
4 while (i < numbers.length) {
5     soFarOnlyPosNums = soFarOnlyPosNums && (numbers[i] > 0);
6     i = i + 1;
7 }
8 if (soFarOnlyPosNums) { /* print a msg. */ }
9 else { /* print another msg. */ }
```

- Change **Line 5** to `soFarOnlyPosNums = numbers[i] > 0;?`
- **Hints:** Run both versions on the following three arrays:
  1. {2, 3, 1, 4, 5, 6, 8, 9, 100} [all positive]
  2. {2, 3, 100, 4, 5, 6, 8, 9, -1} [negative at the end]
  3. {2, 3, -1, 4, 5, 6, 8, 9, 100} [negative in the middle]

# Problem: All Positive? (Tracing – V1)

```

1  int[] ns = {2, 3, -1, 4, 5};
2  boolean soFarOnlyPosNums = true;
3  int i = 0;
4  while (i < ns.length) {
5      soFarOnlyPosNums = soFarOnlyPosNums && (ns[i] > 0);
6      i = i + 1;
7  }
  
```

<i>i</i>	<i>soFarOnlyPosNums</i>	<i>i &lt; ns.length</i>	stay?	<i>ns[i]</i>	<i>ns[i] &gt; 0</i>
0	true	true	YES	2	true
1	true	true	YES	3	true
2	true	true	YES	-1	false
3	false	true	YES	4	true
4	false	true	YES	5	true
5	false	false	No	–	–

# Problem: All Positive? (Tracing – V2)

```

1  int[] ns = {2, 3, -1, 4, 5};
2  boolean soFarOnlyPosNums = true;
3  int i = 0;
4  while (i < ns.length) {
5      soFarOnlyPosNums = ns[i] > 0; /* wrong */
6      i = i + 1;
7  }

```

<i>i</i>	<i>soFarOnlyPosNums</i>	<i>i &lt; ns.length</i>	stay?	<i>ns[i]</i>	<i>ns[i] &gt; 0</i>
0	true	true	YES	2	true
1	true	true	YES	3	true
2	true	true	YES	-1	false
3	false	true	YES	4	true
4	true	true	YES	5	true
5	true	false	NO	–	–

## Problem: All Positive? (Extended)

**Problem:** Given an array of numbers, determine if it contains *all* positive number. Also, *for efficiency, exit from the loop as soon as you find a negative number.*

```
1  int[] numbers = {2, 3, -1, 4, 5};
2  boolean soFarOnlyPosNums = true;
3  int i = 0;
4  while (soFarOnlyPosNums && i < numbers.length) {
5      soFarOnlyPosNums = numbers[i] > 0;
6      i = i + 1;
7  }
8  if (soFarOnlyPosNums) { /* print a msg. */ }
9  else { /* print another msg. */ }
```

# Problem: All Positive? (Tracing – V3)

```
1 int[] ns = {2, 3, -1, 4, 5};
2 boolean soFarOnlyPosNums = true;
3 int i = 0;
4 while (soFarOnlyPosNums && i < ns.length) {
5     soFarOnlyPosNums = soFarOnlyPosNums && ns[i] > 0;
6     i = i + 1;
7 }
```

<i>i</i>	<i>soFarOnlyPosNums</i>	<i>i &lt; ns.length</i>	stay?	<i>ns[i]</i>	<i>ns[i] &gt; 0</i>
0	true	true	YES	2	true
1	true	true	YES	3	true
2	true	true	YES	-1	false
3	false	true	No	-	-



# Problem: All Positive? (Tracing – V4)

```

1  int[] ns = {2, 3, -1, 4, 5};
2  boolean soFarOnlyPosNums = true;
3  int i = 0;
4  while (soFarOnlyPosNums && i < ns.length) {
5      soFarOnlyPosNums = ns[i] > 0;
6      i = i + 1;
7  }
  
```

<i>i</i>	<i>soFarOnlyPosNums</i>	<i>i &lt; ns.length</i>	stay?	<i>ns[i]</i>	<i>ns[i] &gt; 0</i>
0	<i>true</i>	<i>true</i>	YES	2	<i>true</i>
1	<i>true</i>	<i>true</i>	YES	3	<i>true</i>
2	<i>true</i>	<i>true</i>	YES	-1	<i>false</i>
3	<i>false</i>	<i>true</i>	No	–	–

## Problem: All Positive? (Summary)

Four possible solutions (`soFarOnlyPosNums` initialized *true*):

1. Scan the entire array and accumulate the result.

```
for (int i = 0; i < ns.length; i++) {  
    soFarOnlyPosNums = soFarOnlyPosNums && ns[i] > 0; }  
}
```

2. Scan the entire array but the result is **not** accumulative.

```
for (int i = 0; i < ns.length; i++) {  
    soFarOnlyPosNums = ns[i] > 0; } /* Not working. Why? */  
}
```

3. The result is accumulative until the early exit point.

```
for (int i = 0; soFarOnlyPosNums && i < ns.length; i++) {  
    soFarOnlyPosNums = soFarOnlyPosNums && ns[i] > 0; }  
}
```

4. The result is **not** accumulative until the early exit point.

```
for (int i = 0; soFarOnlyPosNums && i < ns.length; i++) {  
    soFarOnlyPosNums = ns[i] > 0; }  
}
```

## Problem: At Least One Positive?

**Problem:** Given an array of numbers, determine if it contains *at least one* positive number. [ EXISTENTIAL PROPERTY ]

```
1 int[] numbers = {-2, -3, 1, -4, -5};
2 boolean seenSomePosNum = false;
3 int i = 0;
4 while (i < numbers.length) {
5     seenSomePosNum = seenSomePosNum || (numbers[i] > 0);
6     i = i + 1;
7 }
8 if (seenSomePosNum) { /* print a msg. */ }
9 else { /* print another msg. */ }
```

- Change **Line 5** to `seenSomePosNum = numbers[i] > 0;?`
- **Hints:** Run both versions on the following three arrays:
  1. `{-2, -3, -1, -4, -5, -6, -8, -9}` [all negative]
  2. `{-2, -3, -100, -4, -5, -6, -8, 9}` [positive at the end]
  3. `{-2, -3, 1, -4, -5, -6, -8, -9}` [positive in the middle]

# Problem: At Least One Positive? (Tracing – V1)



```
1 int[] ns = {-2, -3, 1, -4, -5};
2 boolean seenSomePosNum = false;
3 int i = 0;
4 while (i < ns.length) {
5     seenSomePosNum = seenSomePosNum || (ns[i] > 0);
6     i = i + 1;
7 }
```

<i>i</i>	<i>seenSomePosNum</i>	<i>i &lt; ns.length</i>	stay?	<i>ns[i]</i>	<i>ns[i] &gt; 0</i>
0	false	true	YES	-2	false
1	false	true	YES	-3	false
2	false	true	YES	1	true
3	true	true	YES	-4	false
4	true	true	YES	-5	false
5	true	false	NO	-	-

# Problem: At Least One Positive? (Tracing – V2)



```
1 int[] ns = {-2, -3, 1, -4, -5};
2 boolean seenSomePosNum = false;
3 int i = 0;
4 while (i < ns.length) {
5     seenSomePosNum = ns[i] > 0; /* wrong */
6     i = i + 1;
7 }
```

<i>i</i>	<i>seenSomePosNum</i>	<i>i &lt; ns.length</i>	stay?	<i>ns[i]</i>	<i>ns[i] &gt; 0</i>
0	false	true	YES	-2	false
1	false	true	YES	-3	false
2	false	true	YES	1	true
3	true	true	YES	-4	false
4	false	true	YES	-5	false
5	false	false	No	-	-

# Problem: At Least One Positive? (Extended)

**Problem:** Given an array of numbers, determine if it contains *at least one* positive number. Also, *for efficiency, exit from the loop as soon as you find a positive number.*

```
1  int[] numbers = {-2, -3, 1, -4, -5};
2  boolean seenSomePosNum = false;
3  int i = 0;
4  while (!seenSomePosNum && i < numbers.length) {
5      seenSomePosNum = numbers[i] > 0;
6      i = i + 1;
7  }
8  if (seenSomePosNum) { /* print a msg. */ }
9  else { /* print another msg. */ }
```

# Problem: At Least One Positive? (Tracing – V3)



```
1 int[] ns = {-2, -3, 1, -4, -5};
2 boolean seenSomePosNum = false;
3 int i = 0;
4 while (!seenSomePosNum && i < ns.length) {
5     seenSomePosNum = seenSomePosNum || ns[i] > 0;
6     i = i + 1;
7 }
```

<i>i</i>	<i>seenSomePosNum</i>	<i>i &lt; ns.length</i>	stay?	<i>ns[i]</i>	<i>ns[i] &gt; 0</i>
0	false	true	YES	-2	false
1	false	true	YES	-3	false
2	false	true	YES	1	true
3	true	true	No	-	-

# Problem: At Least One Positive? (Tracing – V4)



```
1 int[] ns = {-2, -3, 1, -4, -5};
2 boolean seenSomePosNum = false;
3 int i = 0;
4 while (!seenSomePosNum && i < ns.length) {
5     seenSomePosNum = ns[i] > 0;
6     i = i + 1;
7 }
```

<i>i</i>	<i>seenSomePosNum</i>	<i>i &lt; ns.length</i>	stay?	<i>ns[i]</i>	<i>ns[i] &gt; 0</i>
0	false	true	YES	-2	false
1	false	true	YES	-3	false
2	false	true	YES	1	true
3	true	true	No	-	-



# Problem: At Least One Positive? (Summary)

Four possible solutions (`seenSomePosNum` initialized *false*):

1. Scan the entire array and accumulate the result.

```
for (int i = 0; i < ns.length; i++) {  
    seenSomePosNum = seenSomePosNum || ns[i] > 0; }  
}
```

2. Scan the entire array but the result is **not** accumulative.

```
for (int i = 0; i < ns.length; i++) {  
    seenSomePosNum = ns[i] > 0; } /* Not working. Why? */  
}
```

3. The result is accumulative until the early exit point.

```
for (int i = 0; !seenSomePosNum && i < ns.length; i++) {  
    seenSomePosNum = seenSomePosNum || ns[i] > 0; }  
}
```

4. The result is **not** accumulative until the early exit point.

```
for (int i = 0; !seenSomePosNum && i < ns.length; i++) {  
    seenSomePosNum = ns[i] > 0; }  
}
```

# Problem: Array Sorted?

**Problem:** Given an array `a` of integers, how do you determine if it is sorted in a *non-decreasing* order?

e.g., Given `{1, 2, 2, 4}`, print *true*; given `{2, 4, 3, 3}` print *false*.

```
1 boolean isSorted = true;
2 for(int i = 0; i < a.length - 1; i++) {
3     isSorted = isSorted && (a[i] <= a[i + 1]);
4 }
```

Alternatively (with early exit):

```
1 boolean isSorted = true;
2 for(int i = 0; isSorted && i < a.length - 1; i++) {
3     isSorted = a[i] <= a[i + 1];
4 }
```

# Problem: Array Sorted? (Tracing 1 – V1)

```
1 int[] a = {1, 2, 2, 4}
2 boolean isSorted = true;
3 for(int i = 0; i < a.length - 1; i++) {
4     isSorted = isSorted && (a[i] <= a[i + 1]);
5 }
```

<i>i</i>	<i>a[i]</i>	<i>a[i + 1]</i>	<i>a[i] &lt;= a[i + 1]</i>	<i>isSorted</i>	exit?
0	-	-	-	<i>true</i>	N
0	1	2	<i>true</i>	<i>true</i>	N
1	2	2	<i>true</i>	<i>true</i>	N
2	2	4	<i>true</i>	<i>true</i>	Y

# Problem: Array Sorted? (Tracing 2 – V1)

```
1 int[] a = {2, 4, 3, 3}
2 boolean isSorted = true;
3 for(int i = 0; i < a.length - 1; i++) {
4     isSorted = isSorted && (a[i] <= a[i + 1]);
5 }
```

<i>i</i>	<i>a[i]</i>	<i>a[i + 1]</i>	<i>a[i] &lt;= a[i + 1]</i>	<i>isSorted</i>	exit?
0	–	–	–	<i>true</i>	N
0	2	4	<i>true</i>	<i>true</i>	N
1	4	3	<i>false</i>	<i>false</i>	N
2	3	3	<i>true</i>	<i>false</i>	Y

## Problem: Array Sorted? (Tracing – V2)

```

1  int[] a = {2, 4, 3, 3}
2  boolean isSorted = true;
3  for(int i = 0; isSorted && i < a.length - 1; i++) {
4      isSorted = a[i] <= a[i + 1];
5  }

```

<i>i</i>	<i>a</i> [ <i>i</i> ]	<i>a</i> [ <i>i</i> + 1]	<i>a</i> [ <i>i</i> ] <= <i>a</i> [ <i>i</i> + 1]	<i>isSorted</i>	exit?
0	–	–	–	<i>true</i>	N
0	2	4	<i>true</i>	<i>true</i>	N
1	4	3	<i>false</i>	<i>false</i>	Y

# Checking Universal Properties

- Determine if **all** elements satisfy a property.
- We need to repeatedly apply the logical **conjunction**.
- **Approach 1: Scanning the Entire Array**

```
1 boolean allPos = true;
2 for(int i = 0; i < a.length; i++) {
3     allPos = allPos && (a[i] > 0);
4 }
```

- **Approach 2: Exiting Early If Possible**

**As soon as** we find an element that *does not satisfy* a property, then we exit from the loop.

```
1 boolean allPos = true;
2 for(int i = 0; allPos && i < a.length; i++) {
3     allPos = a[i] > 0;
4 }
```

# Checking Universal Properties (Tracing)

```
1 int[] a = {2, 3, -1, 4, 5, 6, 8, 9, 100};
2 boolean allPos = true;
3 for(int i = 0; allPos && i < a.length; i++) {
4     allPos = a[i] > 0;
5 }
```

<i>i</i>	<i>a</i> [ <i>i</i> ]	<i>a</i> [ <i>i</i> ] > 0	<i>allPos</i>	exit?
0	-	-	<i>true</i>	N
0	2	<i>true</i>	<i>true</i>	N
1	3	<i>true</i>	<i>true</i>	N
2	-1	<i>false</i>	<i>false</i>	Y

- **Question:** Why `allPos` initialized *true* in Line 2?
- **Question:** What if we change the stay condition in Line 3 to only `i < a.length`?

Intermediate values of `allPos` will be overwritten!

# Checking Existential Properties

- Determine if **at least one** element satisfies a property.  
e.g., Is there at least one negative element in array *a*?
- **Approach 1: Scanning the Entire Array**

```
1 boolean foundNegative = false;
2 for(int i = 0; i < a.length; i ++ ) {
3     foundNegative = foundNegative || a[i] < 0;
4 }
```

- **Approach 2: Exiting Early If Possible**

**As soon as** we find an element that *satisfies* a property, then we exit from the loop.

```
1 boolean foundNegative = false;
2 for(int i = 0; !foundNegative && i < a.length; i ++ ) {
3     foundNegative = a[i] < 0;
4 }
```



# Checking Existential Properties (Tracing)

```
1 int[] a = {2, 3, -1, 4, 5, 6, 8, 9, 100};
2 boolean foundNegative = false;
3 for(int i = 0; !foundNegative && i < a.length; i++) {
4     foundNegative = a[i] < 0;
5 }
```

<i>i</i>	<i>a[i]</i>	<i>a[i] &lt; 0</i>	<i>foundNegative</i>	<i>!foundNegative</i>	exit?
0	-	-	<i>false</i>	<i>true</i>	N
0	2	<i>false</i>	<i>false</i>	<i>true</i>	N
1	3	<i>false</i>	<i>false</i>	<i>true</i>	N
2	-1	<i>true</i>	<i>true</i>	<i>false</i>	Y

- **Question:** Why `foundNegative` initialized *false* in Line 2?
- **Question:** What if we change the stay condition in Line 3 to only `i < a.length`?

Intermediate values of `foundNegative` will be overwritten!

# Remarks: Checking Array Properties

## Universal vs. Existential

---

- In some cases, you *must* iterate through the **entire** array in order to obtain the result.  
e.g., max, min, total, *etc.*
- In other cases, you *exit* from the loop **as soon as** you obtain the result.  
e.g., to know if all numbers positive, it is certainly *false* **as soon as** you find the first negative number  
e.g., to know if there is at least one negative number, it is certainly *true* **as soon as** you find the first negative number

## Guarding Indexing using Short Circuit (1)

**Problem:** Ask the user how many integers they would like to input, prompt them accordingly, then ask them for an integer index, and check if the number stored at that index is even (i.e., error if it is odd).

```
How many integers?
```

```
2
```

```
Enter an integer:
```

```
23
```

```
Enter an integer:
```

```
24
```

```
Enter an index:
```

```
1
```

```
24 at index 1 is even.
```

## Guarding Indexing using Short Circuit (2)

```
1 Scanner input = new Scanner(System.in);
2 System.out.println("How many integers?");
3 int howMany = input.nextInt();
4 int[] ns = new int[howMany];
5 for(int i = 0; i < howMany; i++) {
6     System.out.println("Enter an integer");
7     ns[i] = input.nextInt(); }
8 System.out.println("Enter an index:");
9 int i = input.nextInt();
10 if(ns[i] % 2 == 0) {
11     System.out.println("Element at index " + i + " is even."); }
12 else { /* Error :: ns[i] is odd */ }
```

- Does the above code work? [ *not* always! ]
  - It *works* if `0 <= i && i < ns.length`
  - It *fails* on **L10** if `i < 0 || i >= ns.length`  
[ *ArrayIndexOutOfBoundsException* ]

## Guarding Indexing using Short Circuit (3.1)

```
1 Scanner input = new Scanner(System.in);
2 System.out.println("How many integers?");
3 int howMany = input.nextInt();
4 int[] ns = new int[howMany];
5 for(int i = 0; i < howMany; i++) {
6     System.out.println("Enter an integer");
7     ns[i] = input.nextInt(); }
8 System.out.println("Enter an index:");
9 int i = input.nextInt();
10 if( 0 <= i && i < ns.length && ns[i] % 2 == 0) {
11     println(ns[i] + " at index " + i + " is even."); }
12 else { /* Error: invalid index or odd ns[i] */ }
```

- Does the above code work? [ *always!* ]
- Short-circuit effect of **conjunction** has L-to-R evaluations:

`ns[i] % 2 == 0` is evaluated only when the **guard**  
(i.e., `0 <= i && i < ns.length`) evaluates to *true*.

## Guarding Indexing using Short Circuit (3.2)

```
1 Scanner input = new Scanner(System.in);
2 System.out.println("How many integers?");
3 int howMany = input.nextInt();
4 int[] ns = new int[howMany];
5 for(int i = 0; i < howMany; i++) {
6     System.out.println("Enter an integer");
7     ns[i] = input.nextInt(); }
8 System.out.println("Enter an index:");
9 int i = input.nextInt();
10 if(i < 0 || i >= ns.length || ns[i] % 2 == 1) {
11     /* Error: invalid index or odd ns[i] */ }
12 else { println(ns[i] + " at index " + i + " is even."); }
```

- Does the above code work? [ *always!* ]
- Short-circuit effect of **disjunction** has L-to-R evaluations:

`ns[i] % 2 == 1` is evaluated only when the **guard** (i.e., `i < 0 || i >= ns.length`) evaluates to *false*.

# Guarding Indexing using Short Circuit (4)

- ∴ Short-circuit evaluations go from **left to right**.
- ∴ **Order** in which the operands are placed matters!
- Consider the following changes to **L10**:
  - `ns[i] % 2 == 0` && `0 <= i` && `i < ns.length`  
 What if input `i` is s.t. `i < 0`? [ *crash* ]  
 What if input `i` is s.t. `i >= ns.length`? [ *crash* ]
  - `0 <= i` && `ns[i] % 2 == 0` && `i < ns.length`  
 What if input `i` is s.t. `i < 0`? [ *works* ]  
 What if input `i` is s.t. `i >= ns.length`? [ *crash* ]
  - `i < ns.length` && `ns[i] % 2 == 0` && `0 <= i`  
 What if input `i` is s.t. `i < 0`? [ *crash* ]  
 What if input `i` is s.t. `i >= ns.length`? [ *works* ]
- When does each change to **L10** *work* and *crash*?
  - `ns[i] % 2 == 1` || `i < 0` || `i >= ns.length`
  - `i < 0` || `ns[i] % 2 == 1` || `i >= ns.length`
  - `i >= ns.length` || `ns[i] % 2 == 1` || `i < 0`

# Common Error (1): Improper Initialization of Loop Counter

```
boolean userWantsToContinue;  
while (userWantsToContinue) {  
    /* some computations here */  
    String answer = input.nextLine();  
    userWantsToContinue = answer.equals("Y");  
}
```

The default value for an initialized boolean variable is *false*.

Fix?

```
boolean userWantsToContinue = true;  
while (userWantsToContinue) {  
    /* some computations here */  
    String answer = input.nextLine();  
    userWantsToContinue = answer.equals("Y");  
}
```



## Common Error (2): Improper Stay Condition

---

```
for (int i = 0; i <= a.length; i++) {  
    System.out.println(a[i]);  
}
```

The maximum index for array `a` is `a.length - 1`

Fix?

```
for (int i = 0; i < a.length; i++) {  
    System.out.println(a[i]);  
}
```

## Common Error (3): Improper Update to Loop Counter

Does the following loop print all slots of array `a`?

```
int i = 0;
while (i < a.length) {
    i ++;
    System.out.println(a[i]);
}
```

The indices used to print will be: 1, 2, 3, ..., `a.length`

Fix?

```
int i = 0;
while (i < a.length) {
    System.out.println(a[i]);
    i ++;
}
```

```
int i = 0;
while (i < a.length) {
    i ++;
    System.out.println(a[i - 1]);
}
```

## Common Error (4): Improper Update of Stay Condition

```
1 String answer = input.nextLine();
2 boolean userWantsToContinue = answer.equals("Y");
3 while (userWantsToContinue) { /* stay condition (SC) */
4     /* some computations here */
5     answer = input.nextLine();
6 }
```

What if the user's answer in **L1** is simply **Y**? An *infinite loop*!!  
∴ **SC** never gets updated when a new answer is read. Fix?

```
String answer = input.nextLine();
boolean userWantsToContinue = answer.equals("Y");
while (userWantsToContinue) {
    /* some computations here */
    answer = input.nextLine();
    userWantsToContinue = answer.equals("Y");
}
```

## Common Error (5): Improper Start Value of Loop Counter

---

```
int i = a.length - 1;
while (i >= 0) {
    System.out.println(a[i]); i --; }
while (i < a.length) {
    System.out.println(a[i]); i ++; }
```

The value of loop counter *i* after the first `while` loop is `-1`!

Fix?

```
int i = a.length - 1;
while (i >= 0) {
    System.out.println(a[i]); i --; }
i = 0;
while (i < a.length) {
    System.out.println(a[i]); i ++; }
```

## Common Error (6): Wrong Syntax

How about this?

```
while(int i = 0; i < 10; i ++ ) { ... }
```

You meant:

```
for(int i = 0; i < 10; i ++ ) { ... }
```

How about this?

```
for(i < 10) { ... }
```

You meant:

```
while(i < 10) { ... }
```

or

```
for( ; i < 10 ; ) { ... }
```

# Common Error (7): Misplaced Semicolon

Semicolon (;) in Java marks *the end of a statement* (e.g., assignment, if statement, for, while).

```
int[] ia = {1, 2, 3, 4};  
for (int i = 0; i < 10; i ++); {  
    System.out.println("Hello!");  
}
```

Output?

```
Hello!
```

Fix?

```
for (int i = 0; i < 10; i ++) {  
    System.out.println("Hello!");  
}
```

# Index (1)

---

**Assumption**

**Learning Outcomes**

**Extra Practice?**

**Motivation of Loops**

**The `for` Loop (1)**

**The `for` Loop (2)**

**The `for` Loop (3)**

**The `for` Loop: Exercise (1)**

**The `for` Loop: Exercise (2)**

**The `for` Loop: Exercise (3)**

**The `while` Loop (1)**

## Index (2)

---

**The while Loop (2)**

**The while Loop: Exercise (1)**

**The while Loop: Exercise (2)**

**Primitive Statement vs. Compound Statement**

**Compound Loop: Exercise (1.1)**

**Compound Loop: Exercise (1.2)**

**Compound Loop: Exercise (1.3)**

**Converting between for and while Loops (1)**

**Converting between for and while Loops (2)**

**Stay Condition (SC) vs. Exit Condition (1)**

**Stay Condition (SC) vs. Exit Condition (2)**



## Index (3)

---

**Problems, Data Structures, and Algorithms**

**Arrays: A Simple Data Structure**

**Arrays: Initialization and Indexing**

**Arrays: Iterations**

**Array Iterations: Translating `for` to `while` (1)**

**Array Iterations: Translating `for` to `while` (2)**

**Problem: Calculating Average**

**Problem: Conditional Printing**

**Problem: Printing Comma-Separated Lists**

**Problem: Printing Backwards**

**Problem: Finding Maximum**

## Index (4)

---

**Problem: Finding Maximum (Tracing)**

**Problem: All Positive?**

**Problem: All Positive? (Tracing – V1)**

**Problem: All Positive? (Tracing – V2)**

**Problem: All Positive? (Extended)**

**Problem: All Positive? (Tracing – V3)**

**Problem: All Positive? (Tracing – V4)**

**Problem: All Positive? (Summary)**

**Problem: At Least One Positive?**

**Problem: At Least One Positive? (Tracing – V1)**

**Problem: At Least One Positive? (Tracing – V2)**

## Index (5)

---

**Problem: At Least One Positive? (Extended)**

**Problem: At Least One Positive? (Tracing – V3)**

**Problem: At Least One Positive? (Tracing – V4)**

**Problem: At Least One Positive? (Summary)**

**Problem: Array Sorted?**

**Problem: Array Sorted? (Tracing 1 – V1)**

**Problem: Array Sorted? (Tracing 2 – V1)**

**Problem: Array Sorted? (Tracing – V2)**

**Checking Universal Properties**

**Checking Universal Properties (Tracing)**

**Checking Existential Properties**

## **Index (6)**

---

**Checking Existential Properties (Tracing)**

**Remarks: Checking Array Properties**

**Universal vs. Existential**

**Guarding Indexing using Short Circuit (1)**

**Guarding Indexing using Short Circuit (2)**

**Guarding Indexing using Short Circuit (3.1)**

**Guarding Indexing using Short Circuit (3.2)**

**Guarding Indexing using Short Circuit (4)**

**Common Error (1):**

**Improper Initialization of Loop Counter**

**Common Error (2):**

**Improper Stay Condition**

## **Index (7)**

---

**Common Error (3):**

**Improper Update to Loop Counter**

**Common Error (4):**

**Improper Update of Stay Condition**

**Common Error (5):**

**Improper Start Value of Loop Counter**

**Common Error (6): Wrong Syntax**

**Common Error (7): Misplaced Semicolon**