

Eiffel Testing Framework (ETF): Acceptance Tests via Abstract User Interface



EECS3311 A: Software Design
Winter 2020

CHEN-WEI WANG



Separation of Concerns

- The (Concrete) User Interface
 - The executable of your application *hides* the implementing classes and features.
 - Users typically interact with your application via some GUI. e.g., web app, mobile app, or desktop app
- The **Business Logic (Model)**
 - When you develop your application software, you implement classes and features. e.g., How the bank stores, processes, retrieves information about accounts and transactions

In practice:

- You need to test your software as if it were a real app *way before* dedicating to the design of an actual GUI.
- The model should be **independent** of the View, Input and Output.

3 of 12

Bank ATM



The ATM application has a variety of *concrete* user interfaces.



2 of 12

Prototyping System with Abstract UI

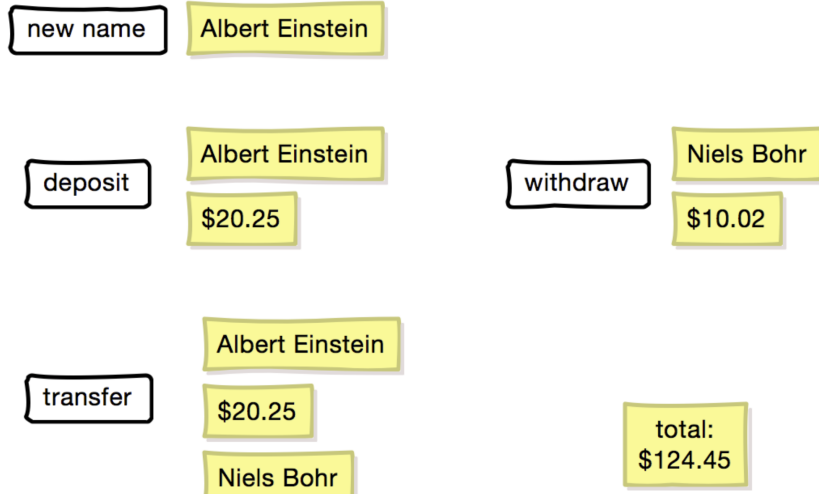


- For you to quickly prototype a working system, you do not need to spend time on developing a fancy GUI.
- The **Eiffel Testing Framework (ETF)** allows you to:
 - Focus on developing the business model;
 - Test your business model as if it were a real app.
- In ETF, observable interactions with the application GUI (e.g., “button clicks”) are **abstracted** as monitored events.

Events	Features
interactions	computations
external	internal
observable	hidden
acceptance tests	unit tests
users, customers	programmers, developers

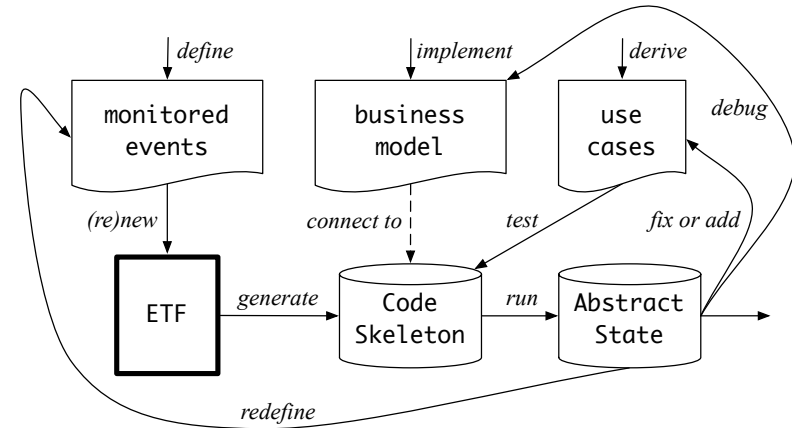
4 of 12

Abstract Events: Bank ATM



5 of 12

Workflow: Develop-Connect-Test



7 of 12

ETF in a Nutshell



- **Eiffel Testing Framework (ETF)** facilitates engineers to write and execute **input-output-based acceptance tests**.
 - **Inputs** are specified as traces of events (or sequences).
 - The **boundary** of the system under development (SUD) is defined by declaring the list of input events that might occur.
 - **Outputs** (from executing events in the input trace) are by default logged onto the terminal, and their formats may be customized.
- An executable ETF that is tailored for the SUD can already be generated, using these event declarations (documented in a plain text file), with a default **business model**.
- Once the **business model** is implemented, there is only a small number of steps to follow for the developers to connect it to the generated ETF.
- Once connected, developers may re-run all use cases and observe if the expected state effects take place.

6 of 12

ETF: Abstract User Interface



Input Grammar

```

system bank
type NAME = STRING

new(name1: NAME)
-- create a new bank account for "id"

deposit(name1: NAME; amount: VALUE)
-- deposit "amount" into the account of "id"

withdraw(name1: NAME; amount: VALUE)
-- withdraw "amount" from the account of "id"

transfer(name1: NAME; name2: NAME; amount: VALUE)
-- transfer "amount" from "id1" to "id2"
                    
```

```

%bank -b at1.txt
init
->new("Steve")
name: Steve, balance: 0.00
->new("Bill")
name: Bill, balance: 0.00
name: Steve, balance: 0.00
->deposit("Steve",520)
name: Bill, balance: 0.00
name: Steve, balance: 520.00
->new("Pam")
name: Bill, balance: 0.00
name: Pam, balance: 0.00
name: Steve, balance: 520.00
->deposit("Bill",100)
name: Bill, balance: 100.00
name: Pam, balance: 0.00
name: Steve, balance: 520.00
->withdraw("Steve",20)
name: Bill, balance: 100.00
name: Pam, balance: 0.00
name: Steve, balance: 500.00
                    
```

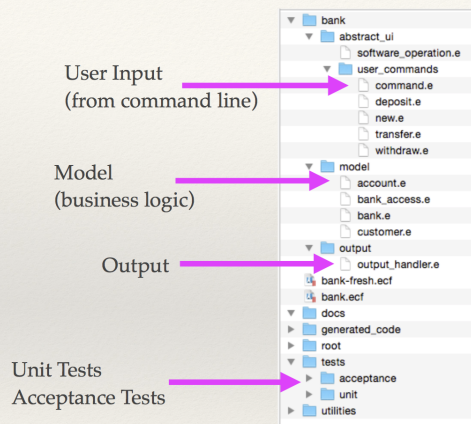
User Interface

8 of 12

ETF: Generating a New Project



```
etf -new bank.input.txt <directory>
```



9 of 12

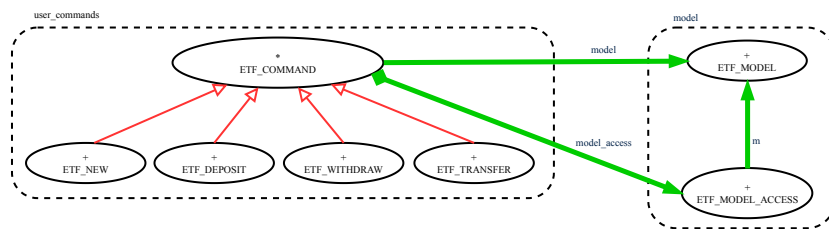
ETF: Input Errors



```
class
  ETF_DEPOSIT
inherit
  ETF_DEPOSIT_INTERFACE
  redefine deposit end
create
  make
feature -- command
  deposit(id: STRING ; amount: REAL_64)
  do
    if not model.has_user (id) then
      -- Set some error message
    elseif not amount <= model.get_balance (id) then
      -- Set some other error message
    else
      -- perform some update on the model state
      model.deposit (id, amount)
    end
    -- Publish model update
    etf_cmd_container.on_change.notify ([Current])
  end
end
end
```

11 of 12

ETF: Architecture



- Classes in the `model` cluster are hidden from the users.
- All commands reference to the same model (bank) instance.
- When a user's request is made:
 - A **command object** of the corresponding type is created, which invokes relevant feature(s) in the `model` cluster.
 - Updates to the model are published to the output handler.

10 of 12

Index (1)



[Bank ATM](#)

[Separation of Concerns](#)

[Prototyping System with Abstract UI](#)

[Abstract Events: Bank ATM](#)

[ETF in a Nutshell](#)

[Workflow: Develop-Connect-Test](#)

[ETF: Abstract User Interface](#)

[ETF: Generating a New Project](#)

[ETF: Architecture](#)

[ETF: Input Errors](#)

12 of 12