

# TCP/IP Protocol Suite: Review

CSE 6590

Fall 2010

Department of Computer Science & Engineering  
York University

9/12/2010 12:59 PM

1

## OSI and TCP/IP Models

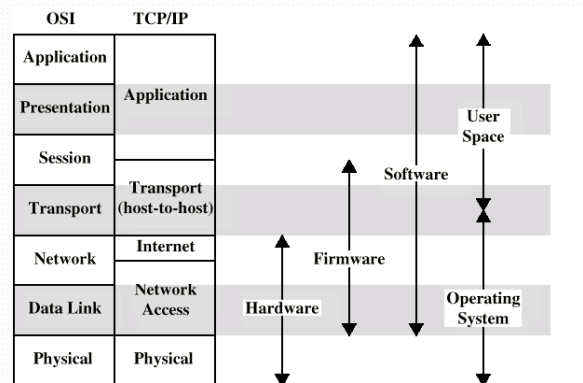
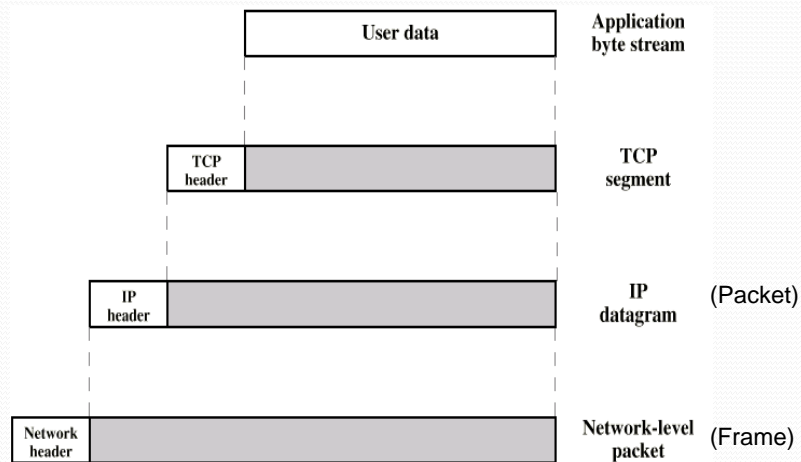


Figure 1.11 A Comparison of the TCP/IP and OSI Protocol Architectures

2

## TCP/IP Encapsulation



3

## TCP/IP Model and Example Protocols

A list of protocols used in TCP/IP:

Application	DNS	FTP	SMTP	HTTP
Transport	TCP		UDP	
Internet	IP			
Network Access				
Physical	ARPANET	SATNET	Packet Radio	LAN

4

## TCP/IP Protocols

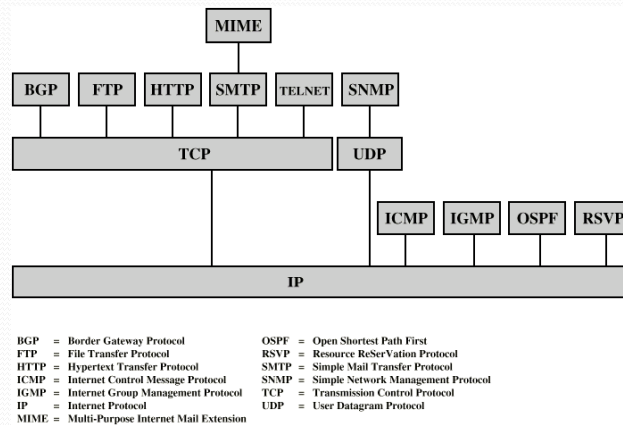
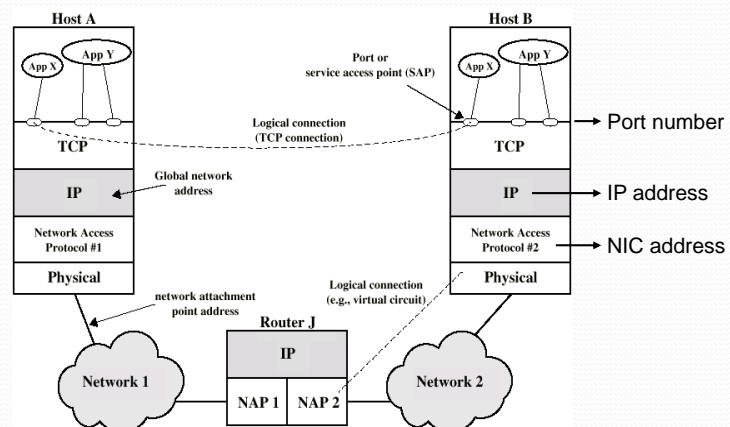


Figure 2.12 Some Protocols in the TCP/IP Protocol Suite

5

## TCP/IP Addressing

- Port (or SAP) numbers of processes at source and destination
- IP addresses of source and destination
- Network interface card (NIC) addresses defined by the NIC



6

## IP Addresses

- Each host in the Internet is identified by a globally unique IP address
- The IP address identifies the host's network interface rather than the host itself (usually the host is identified by its physical address within a network).
- An IP address consists of two parts: network ID and host ID (more on formats of IP addresses later).
- IP addresses on the Internet are distributed in a hierarchical way. At the top of the hierarchy is ICANN (Internet Corporation for Assigned Names and Numbers). ICANN allocates blocks of IP addresses to regional Internet registries. There are currently three regional Internet registries that cover the Americas, Europe, and Asia. The regional registries then further allocate blocks of IP addresses to local Internet registries within their geographic region. Finally, the local Internet registries assign addresses to end users.
- Router: a node that is attached to two or more physical networks. Each network interface has its own IP address.

7

## Physical Addresses

- On a physical network, the attachment of a device to the network is often identified by a physical address.
- The format of the physical address depends on the particular type of network.
- Example: Ethernet LANs use 48-bit addresses.
  - Ethernet: protocol for bus LANs, originally designed by Xerox, later developed into IEEE 802.3 standard.
  - Every machine in a LAN comes with a NIC that is assigned a physical address.

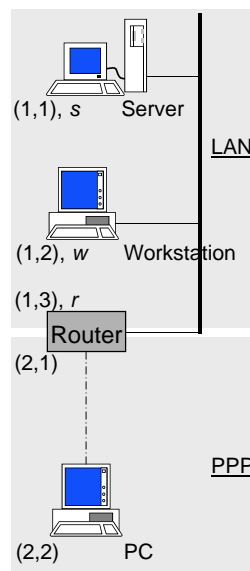
8

## Network Interface Cards (NICs)

- NICs are adapters installed in a computer that provide the connection point to a network.
- Each NIC is designed for a specific type of LAN, such as Ethernet, token ring, FDDI.
- A NIC provides an attachment point for a specific type of cable, such as coaxial cable, twisted-pair cable, or fiber-optic cable.
- Every NIC has a **globally unique** identifying node address (globally unique physical address).
- Token ring and Ethernet card addresses are hardwired on the card.
- The IEEE (Institute of Electrical and Electronic Engineers) is in charge of assigning addresses to token ring and Ethernet cards. Each manufacturer is given a unique code and a block of addresses.

9

### Example: HTTP and Web Browsing

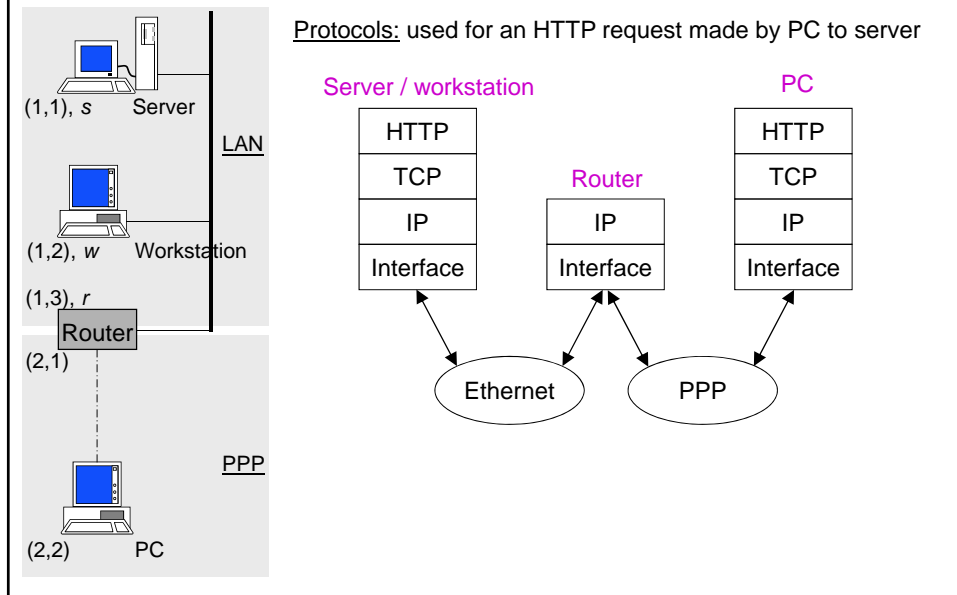


Infrastructure:

1. A LAN comprising of a server and a workstation is connected via a router to a PC. The connection between the router and PC is a point-to-point (PPP) connection.
2. Each machine on the LAN typically have two addresses:
  - An IP address known globally
  - An Ethernet address determined by its network interface card (NIC)
3. The router has as many IP addresses as the number of networks connected to it.

	Server	Work station	Router	PC	Router
IP	(1,1)	(1,2)	(1,3)	(2,2)	(2,1)
Ethernet	s	w	r		r

## Example: HTTP and Web Browsing (2)



## Example: HTTP and Web Browsing (3)

Instruction: <http://www.tesla.comm.utoronto.ca/infocomm/index.html>

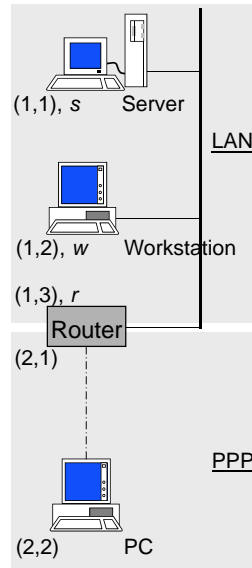
**Hypertext transfer protocol:**  
Specifies rules by which client / server interact.

**Uniform Resource locator (URL) of the server:**  
1st part typically translated to an address by Domain Name Server (DNS), 2<sup>nd</sup> part specifies document

- ☐ HTTP is only concerned with the interaction of the client with the server, not with the actual setting up of connection.
- ☐ A connection is first set up between the client and the server. For connection-oriented services, this implies setting up of a physical connection.
- ☐ HTTP requires the service of TCP to provide a reliable service between the two machines. TCP itself requires the service of IP and so on. This leads to a layered approach.

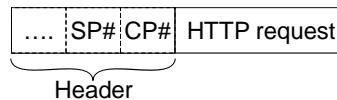
HTTP (application)
TCP (Transport)
IP (Internet)

### Example: HTTP and Web Browsing (4)




Task: Transfer of an HTML request from PC to Server

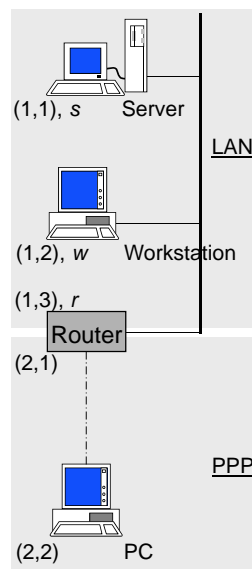
1. For simplicity, assume a TCP connection is established between the server and PC (more on connections later).
2. HTTP request is passed on to the TCP layer of PC that creates a TCP segment containing server port number (SP#) and client port number (CP#)



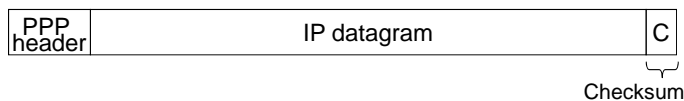
3. TCP segment is passed to IP layer that creates an IP datagram where protocol field (PF) shows that upper layer has asked for the information. IP datagram is passed on to interface layer.



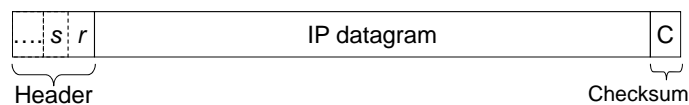
### Example: HTTP and Web Browsing (5)



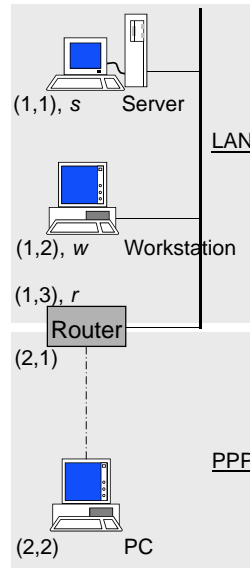
4. Interface layer encapsulates the IP datagram into a PPP frame, and sends the PPP frame to the router.



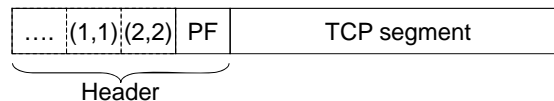
5. The IP datagram is extracted by the interface layer of the router and passed on to the Internet layer. The Internet layer extracts the destination address (1,1) and checks the routing table for a match.
6. Since a match exists, the Interface layer prepares an Ethernet frame encapsulating the IP datagram plus the Ethernet addresses in the header, and broadcasts the Ethernet frame on the LAN.



### Example: HTTP and Web Browsing (6)



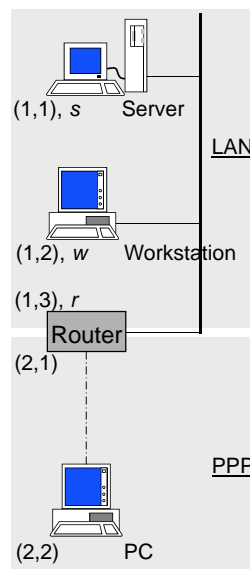
4. Interface layer of the Server compares the Ethernet address with the address on its network interface card (NIC). The address matches so the Ethernet frame is accepted.
5. A Checksum is performed to check for errors. In case of no errors, the IP datagram is extracted and passed on to the Internet layer.



6. The Internet layer maps the IP address and sees that the IP datagram is meant for it. It extracts the TCP segment and passes it on to the TCP layer



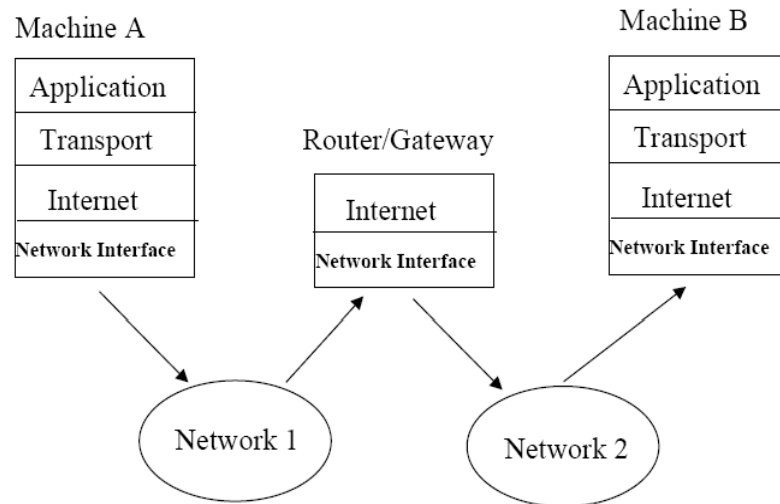
### Example: HTTP and Web Browsing (7)



7. HTTP request is extracted by TCP layer and passed on to specified port number.
  8. Recall that the protocol used by the Transport layer is TCP, which is a reliable connection-oriented protocol. An acknowledgment is therefore sent to the PC in exactly the same manner as the request was received.
- ❑ The Application layer retrieves the HTML document and transmits it to the PC following steps (1-8) in reverse order.



## Summary of TCP/IP Model



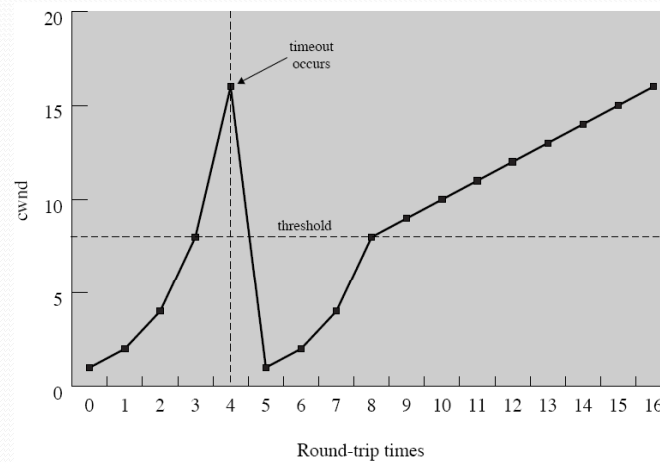
17

## TCP Window Management

- Slow start
  - $awnd = \text{MIN}[\text{credit}, \text{cwnd}]$
  - Start connection with  $\text{cwnd}=1$
  - Increment  $\text{cwnd}$  at each ACK, to some max
- Dynamic windows sizing on congestion
  - When a timeout occurs
  - Set slow start threshold to half current congestion window
    - $\text{ssthresh} = \text{cwnd}/2$
  - Set  $\text{cwnd} = 1$  and slow start until  $\text{cwnd} = \text{ssthresh}$ 
    - Increasing  $\text{cwnd}$  by 1 for every ACK
  - For  $\text{cwnd} \geq \text{ssthresh}$ , increase  $\text{cwnd}$  by 1 for each RTT

18

## TCP Slow Start & Congestion Avoidance



19

## Connection-oriented vs. Connectionless Communications

### Connectionless:

- Does not require a session connection be established before sending data
- Sender simply starts sending packets (datagrams) to the receiver
- Different packets may take different routes
- Data packets may arrive out-of-order.
- Less reliable than connection-oriented services, but more efficient for data communications

20

## Examples of Connection-oriented and Connectionless Communications

- Internet:
  - One big connectionless packet switching network in which all packet deliveries are handled by IP (unreliable)
  - TCP adds connection-oriented services on top of IP (for reliable delivery)
  - UDP provides connectionless services on top of IP
- ATM: connection-oriented packet switching networks
- LANs:
  - Connectionless systems
  - TCP can be used to provide connection-oriented (reliable) services
- Reference: [www.linktionary.com/c/connections.html](http://www.linktionary.com/c/connections.html)

21

## References

- Data and Computer Communications by William Stallings

22